



PATCHWORDS

Utah Valley Quilt Guild
www.uvqg.org

February 2018



Volume XXXV1, No. 2

President's Message by Brenda Sommers UVQG President

What do YOU love about the Utah Valley Quilt Guild? Is it the meetings each month where you get so inspired and motivated that you can hardly wait to get home and get into your sewing studio and get creating? Our programs and trunk shows are delightful and don't you just LOVE the "show and tell"? – you ladies are amazing!

Is it the fun activities we have? What is your favorite guild activity? Do you love the July Fair with the awesome (free!!) classes, the vendor mall, the bake sale, the silent auction, the garage sale? Is it our Fall Retreat in November, where you can just sew all day long and into the night, then pop into the fabulous hot tub? You don't have to worry about anything besides sewing and chatting and snacking and having a blast! Someone else cooks for you, makes your bed and takes care of EVERYTHING – and if you happen to "forget" your phone in your room, no one can even get a hold of you! The biggest decision you have to make is just how often should I run down to that wonderful quilt shop in town?

What about our new "Spring Retreat" coming up in March (17 th) – an all day Saturday sew with potluck lunch and prizes and FUN?

Do you LOVE having access to all of the Guild's library books? Members can check them out for FREE and we have so many books, I don't think you could ever get through them all – unlimited projects and inspiration – yippee!

Have you made some lifelong quilting friends through serving on the board, or joining a Bee or just helping out a bit?

What about having a national teacher each year – you can sign up and take a class for a fee, or just enjoy the stunning trunk show at the regular guild meeting.. (April 17-18 Sassafras Lane)

Do you love helping out with service day? You can either come on down for the day or just a couple of hours (Feb. 21 st 9-3 @481 E. Center St., Orem) free lunch, prizes, making friends and having some good laughs together. If you can't make it –it's easy to work on some simple piecing at home while you watch your favorite HGTV show or whatever you like to do while sewing – books on CD, music, etc.

If you LOVE being a member- invite a friend sometime! Anyone can attend the regular meetings for FREE, we welcome the community as we spread our love of quilting. If your friend likes it, encourage her to sign up – let's be honest, who wouldn't like us???? See you at the Meeting!

Inside this issue:

President's Message	1
UVQG Board Members	2
Calendar and Notes	3
UVQG at a glance	3
UVQG Mission Statement	3
Guild Meeting Reminder	3
February Guild Service Day	4
Spring Mini Retreat	4
Library Notes	4
6 Tips for Irons & Machines	4
April National Teacher Info	5
Springville Quilt Show	6
Fall Quilt Retreat	6
January Show and Tell	7-9
Storage Unit	9
January Guild Meeting Recap	10-11
Kickoff of Worldwide Quilt Day	12
Housekeeping for Quilters	13
Jenny Doan Trunk Show	13
February Birthdays	14
February Recipe	14
Classifieds	15

2018 UVQG Board Members

2

President:	Brenda Sommers	801-836-9563	brenda@homerealty.com
President Elect:	Elise Larsen	801-369-1318	elise.larsen@comcast.net
Past President:	Maureen Tuttle	801-592-1920	queentut1@comcast.net
Secretary:	RevaBeth Russell	801-489-5047	revabeth@gmail.com
Treasurer:	Annie Thayne	801-376-5530	thayne.annie@gmail.com
Programs:	Jill Cox	801-368-1662	quiltb4clean@gmail.com
Membership:	Judie Oler	801-234-9949	judieo2000@yahoo.com
Historian/Blog:	Michelle Naert	407-468-9766	mnaert@gmail.com
Librarian:	Jodie Banks	801-225-4620	jodie56banks@gmail.com
Hospitality:	Becky Ghiz	801-707-4307	rebecca.ghiz@gmail.com
	Annette Ghiz	801-910-7985	annettelghiz@gmail.com
Website:	Caisa Hess	801-704-9010	caisa@comcast.net
Newsletter Editor:	Kim McCloskey	801-319-5513	patchwordseditor@gmail.com
Newsletter Mailing:	Barb Murdock	435-671-0263	heberbarb@gmail.com
Facebook:	Lynette Rose	801-897-7355	doublerose2@msn.com
UQG Area Rep So.:	JoAnne Hawks	801-971-6817	hawks.joanne@gmail.com
UQG Area Rep No.:	AnnaRae McAllister	801-226-7966	annaraemca@gmail.com
Show & Tell:	Charlene Lawrence	801-369-2601	charlene@blkdojos.com
Service Project:	Karren Barley	801-226-3178	karrenbarley@gmail.com
Springville Show:	Karin Crawford	801-616-9229	karincrawford@gmail.com
	Maureen Tuttle	801-592-1920	queentut1@comcast.net
	Krisanne Watkins	801-310-0234	kw.amongfriends@gmail.com
Beekeeper:	Debra Davenport	801-360-3710	matsumoose03@yahoo.com
Spring Retreat:	Wanda Sump	801-602-4065	sumpfamily@gmail.com
Fall Retreat Chair:	Barb Murdock	435-671-0263	heberbarb@gmail.com
Property Chair:	Lynette Rose	801-897-7355	doublerose2@msn.com
July Fair Chair:	Lisa Dunn	801-234-0202	lisabdunn@hotmail.com
UQG Fest Basket:	Maureen Tuttle	801-592-1920	queentut1@comcast.net
Assistant Librarians:	Christi Stone, Tricia Tolton, Mary Snow		

- **Feb 21**—Service Day @ >LDS Chapel at 481 E. Center Street, Orem 9am-3pm
- **Feb 24**— Kickoff of Worldwide Quilt Day @ Sandy Senior Center at 9310 S 1300 E 10am-4pm
- **Mar 17**— UVQG Mini Spring Retreat @ Jake’s Senior Center at 242 W 200 S, Pleasant Grove. 9:30am-4pm
- **Mar 21**— Guild Meeting @ Orem Senior Center. 1:30pm.
- **Apr 17**— National Teacher Workshop@ location TBA 9:00am
- **Apr 18**— Guild Meeting and Trunk Show @ Orem Senior Center 1:30pm
- **Jan 20— Apr 13**— Vintage Quilt Show @ Brigham City Museum of Art and History

UVQG AT-A-GLANCE:

February 21, 2017

Service Day

Where: LDS Chapel
481 E Center Street, Orem
(around the corner from the
Orem Senior Center)

9:00 am—3:00 pm

Guild Meeting Reminder by Jill Cox



Please bring **2 1/2" x wof strips** to guild meetings to donate.

Any amount is appreciated. These will be used for a program later in the year.

Thanks!

Should we go fabric shopping today?

Just kidding.

The actual question is "Where should we stop for lunch when we need a break from fabric shopping?"

crafterhours

UVQG Mission Statement

“The Utah Valley Quilt Guild was established in 1982 to promote the Art of Quilting through educational and social means and to provide service.”

We are always striving to improve and make the guild the best it can be, so if you have any comments or suggestions, please feel free to contact any member of the board

I suffer from O.C.S.D.



OBSESSIVE COMPULSIVE SEWING DISORDER

Beatnik Kids

February Guild Meeting- Service Day — Kathie Zobell

4

Quilters are the most caring and giving people around. The past two years we have donated 262 and 260 quilts. That large number is partly because we have concentrated on baby quilts. Now for 2018, we are excited to change things up a bit. Our Service Day will be on **February 21, 2018**. We will do **Baby** quilts for Baby Your Baby, **Twin** quilts for the Utah County Refuge Center, **Receiving Blankets** for the Well Baby Center.

Please check your stash so you can help with the projects. We can use more batting, more flannel and kid fabric and twin quilt fabric. Looking forward to a great year.



UVQG Spring Mini Retreat

March 17, 2018

\$5

The first 13 to sign up to get a treat!!

Sign up UVQG Wednesday 1:30pm meeting Jan/Feb/Mar mini-classes, door prizes, fun, fun, fun and get things done.

Bring your projects, supplies and potluck for lunch.

Rolls & beverage provided.


Questions? Contact Wanda Sump at 801-602-4065

9:30-4:00 pm

Jakes Senior Center

242 W 200 S

Pleasant Grove



Library by Jodie Banks

5-the number of books you can have checked out from the library at any given time :)

Hold on to the books you checked out in January until March because February is our annual service day.

We have a great library that is available to all guild members. You'll find patterns, history, techniques, stories and inspiration for novice and experienced quilters alike.



5



6 Ways to Clean an Iron

1. Baking soda and water
2. Dryer sheets
3. Newspaper
4. Acetone Nail Polish Remover
5. Kitchen cleaning sponges
6. Commercial Iron Cleaning Products

6 Features of a Free Motion Machine

1. A large throat space for quilting
2. An open-toe darning foot for good visibility
3. Feet that snap on and off easily
4. Easy access to the bobbin
5. Needle up/down position
6. Ability to drop or cover the feed dogs

2018 UVQG

NATIONAL TEACHERS!!

Kristy & Shayla, the
Mother/Daughter
Design Team behind
SASSAFRAS-LANE.COM




Tuesday, April 17th-All day Workshop - \$55.00
Limit 20 participants

April 18th-General meeting trunk show & lecture
Photos are sample of their designs. If you are interested and like a particular design from their website, contact Maureen Tuttle, queentut1@comcast.net or 801-592-1920. Workshop sign-ups begin at Service Day in February.

Hello! Welcome to Sassafras Lane Designs! We are a quilt and bag pattern designing duo. Our goal is to get you as excited about our patterns as we are. We love fresh creative ideas and lots of color, especially orange! Sassafras Lane is the street where our Orange Studio is located and where Kristy and Shayla lived for years. Keeping up with our street theme, our quilt patterns are all named after streets: some famous, some we have lived on, and some we made up. =]

Our bag patterns are named after our family members, friends and pets. We draw our inspiration from friends and family, so why not name the patterns after them!? Plus we are surrounded by some fun, cute and original names.





Announcing the **45th Annual Utah Quilt Show at the Springville Museum of Art.**

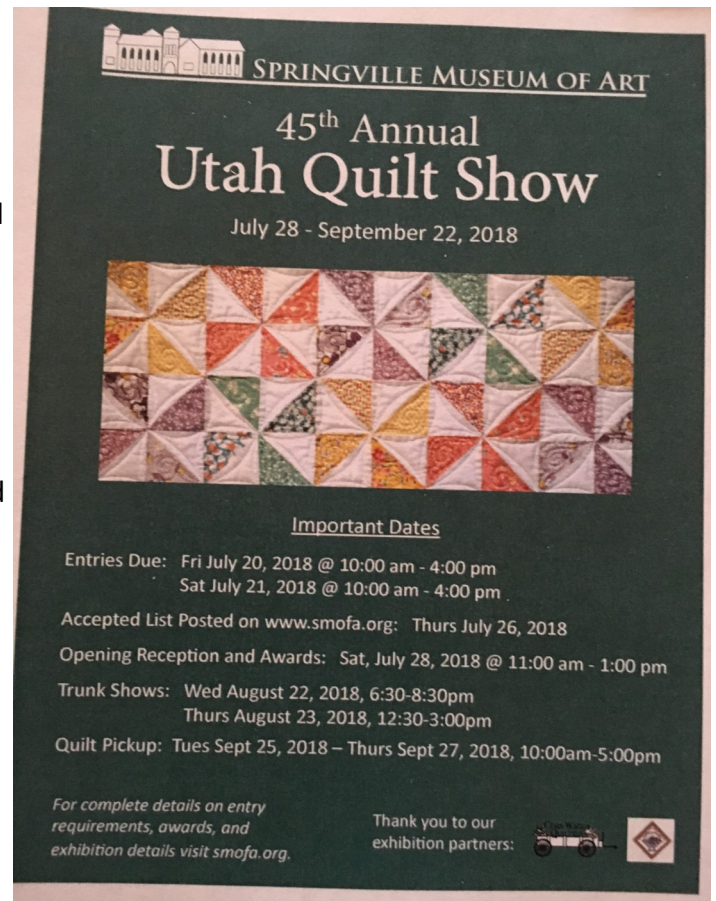
The show begins on **July 28** and ends **September 22, 2018.**

Important dates: Entries due Friday, July 20 10 to 4 and Saturday, July 21 10 to 4. You may enter 2 quilts. \$16.00 per quilt.

Trunk Shows: Wednesday, August 22, 6:30 to 8:30 pm and Thursday, August 23 12:30 to 3:00pm

Please get your quilts ready to show! All the quilts in the HUE Challenge would be great. Or any other you would like to show. Remember, the judging will be for hanging quilts so a sleeve is needed (specified by the SMOA).

Any questions, contact Karin Crawford 801-616-9229



Fall Quilt Retreat by Barbara Murdock

Are you as excited as I am about signing up for the fall retreat at the Zermatt? The dates are November 7-10. Registration will begin **about April 2, 2018**, when we **email** everyone a registration form. This will be separate from the Patchwords Newsletter that will come out about the same time. We will also put the form on the website that you can print. If you only get a hard copy of the newsletter, you can still print a copy from the web or pick up a form at the April meeting. Prices will increase slightly this year due to the fact that the hotel increased our room rates and food prices.

"So Many More Friends", that is what it is all about! Any questions or concerns, please email me, Barb Murdock at heberbarb@gmail.com



I have been impressed with the urgency of doing. Knowing is not enough; we must apply. Being willing is not enough; we must do. —Leonardo da Vinci

1. Karin Crawford
SEW SPOOKY - sew cute!
The Quilt Co. pattern by Arlene Stimper
This quilt has been on my design wall
for 2 years. I made it for my grandson
who was born on Halloween



2. Karin Crawford
AMERICANA
Red, White and Blue
Saturday Sampler American Quilting

3. (Carol Ford and Lisa Dunn
SNOWBALL BLOCK
Our group decided to make recycled wool
projects. We went to DI and Savers to col-
lect wool and of course we had to go out to
lunch. We all made different blocks and
colors.





4. Jean McPherron
SCRAP THERAPY STARS
Two kids quilts done with leftovers from my quilts done for grandkids. Used a wonky star block but each kid can point out "their" quilt fabric from previous quilts.

5. Debbie Proctor
SUPER HERO QUILTS
Quilts are made for my brother's grand-son's. His name is Bruce Wayne - Batman. So green border is for grandson's favorite green lantern. Yellow is for the other grandson's favorite Batman made one with red border because his name is Jay Garrick - The Flash!

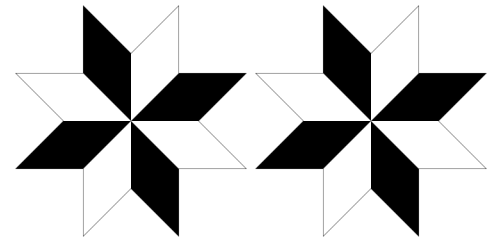


6. Debbie Proctor & Deonn Stott
BOOTS & SPURS
Design Challenge for Riley Blake Designs.
(They supplied the fabric, we brainstormed and made the projects.
Debbie - 1) Dress & matching doll dress
Deon & Debbie 2) Stick Horses
Deon 3) Quilt




7. Dolores Despain
PUMPKIN SPICE & EVERYTHING NICE

Fall tones - Creams, browns and greens
I made three of them for each of my daughters



8. Janet Hansen
ON RINGO LAKE
Peach/turquoise Bonnie Hunter - 2018
Mystery quilt



Hello from the UVQG storage unit.



It's located at AA Alpine Storage in Lindon (426 N 200 W). This is where we store all of the guilds "STUFF". Which includes: quilt stands, cutting mats, irons, ironing boards, and various other sundry items that belong to the Guild. You have to be a member of the Guild to check out to obtain and use these items. All guild members are welcome to check these items out FREE of charge as long as long your event is a charity event (not for profit). If not for a Charity event then the Quilt stands are \$3 per day per stand and \$20 for cutting mats, irons and ironing boards (no charge for pickup day or drop off day).

All you need to reserve the rental of these items is contact Lynnette Rose at (801) 897-7355. I will meet you there upon pickup and return.

We kicked off the new year by welcoming new members, celebrating our January birthdays, and highlighting upcoming events, such as the Spring Mini Retreat , the new president-elect’s challenge, the upcoming National Teacher workshop and guild meeting.and Service Day..



Our program was by the lovely ladies from UQSM and Downunder Diversions. **Jina** and **Moana** are two girls from Australia and New Zealand who have been life-time friends. They both ended up in a little town in Utah, married local boys and raised their families. Their mothers taught them to sew and they got into quilting 28 years ago.


They always dreamed of going into business together, having something to do with quilting and sewing, eventually starting "**Downunder Diversions** -- when you want to take a break from life.

They planned their first big trip to Missouri Star Quilting Company. They took a busload of ladies there, with side trips to Magnolia Market in Waco, Texas and The Pioneer Woman Mercantile in Pawhuska, Oklahoma, in September. It was such a huge success they're doing it again next September. "



Through a series of miracles, they acquired the former HMQS (Home Machine Quilting Show) in January of this year. They renamed the show, **Utah Quilting & Sewing Marketplace**. Another miracle was joining the board of Sew Much Hope, a charity directly related to sewing.

Thank you, Jina and Moana for the lovely trunk show and for sharing some fun UQSM swag. For more information about the upcoming show or about the quilting roadtrip, go to www.downunderdiversions.com





**Circle the date for the
Kick Off of Worldwide Quilt Day**

**February 24, 2018
Sandy Senior Citizen Center
9310 S 1300 E
10:00 am - 4:00 pm**

Worldwide Quilt Day is officially on Saturday, March 17. We want to kick it off **EARLY**. Sew we will have a day of sewing, quilting, crocheting, knitting, etc. on **February 24th**. Bring your sewing machine if you want to sew. We will have classes, demos, and just good old socializing. Meet new friends, share talents and learn from others. This event is open to **everyone**.

Just RELAX & ENJOY!!!

There will be a **Give AND/OR Take** area. Bring items that are not working for you; patterns, books, fabric, started projects and tools you no longer want or need; take what you want. Treasures for everyone!

Everything is FREE – yes, I said FREE!!!!!!!

3 classes will be offered at different times - Debbie Breivik-Irish Make & Take, Kay Evans Tips & Tricks along the way to small quilts, and Cory Weir-A Color Lecture. Machines not required & all supplies are provided.

There will be hourly door prizes from generous quilt shops. You must be present to win Thank you quilt stores!!!! A list of Quilt Stores with March activities celebrating Worldwide Quilt Day will be available.

Bring a food item for a potluck luncheon and your drink. Plates, utensils and napkins will be provided.

**Sponsored by
Sandy Senior Center Advisory Board &
The Utah Quilt Guild**

Any Questions? Call Virginia Lee, 801-259-0563

Housekeeping for Quilters

Anything above your eye level doesn't need dusting.
If you live with someone taller than you it's their problem.

Your floor doesn't need to be clean enough to eat off if you have a table.

The table doesn't have to be clean enough to eat off if you have plates.

If you don't want to wash the plates buy paper ones.

The floor only needs washing when people start sticking to it.
Collect stacks of fabric to protect otherwise exposed surfaces around the house.

To save power, only wash the windows when you have to turn lights onto find the scissors.

Dust bunnies make care free pets.

Collect lovely sewing tools to display around the house so you can always find scissors.

Someone else will cook if they get hungry before you, just make sure they cook enough for you too.

In case this doesn't work, always have the nearest takeaway on quick dial.

Decorate your home with a country theme, and note that dust is a country accent, and free!

Biscuits come already wrapped for special occasions including birthdays and Christmas, though the wrapping isn't always as personal as we would like.

Order cakes from your favourite baker for weddings, birthdays, and visitors. Save home-made for special occasions.

Use the broom handle to hang a quilt and as using a broom head without the handle is bad for your back, don't use it!

A strategically placed pile of quilt magazines will hide the dirty marks on the coffee table, though should be substituted with cook books when quilters are due to visit.

Dishwashers, sewing machines, microwave ovens and rotary cutters are essential time-saving tools for every quilter.

Copyright 2010 Judy Butcher, [Virtual Quilter](#)



Jenny Doan, from Missouri Star Quilt Company, will be coming to Utah in May. She is going to be presenting two, two hour trunk shows, one on May 4 at 7 pm at the Skyridge High School in Lehi and one on Saturday at 10 am at the same school. The theme is "What Happens If?". With just a few simple flips and turns, Jenny will show you how to work magic with quilt blocks. You'll even meet Ron, Jenny's husband. He has been quilting and can't wait to show you his creations! After the trunk show, stick around for a meet and greet and shop your favorite Missouri Star tools and patterns in their pop-up shop. In addition to the trunk show, you'll also receive an awesome swag bag with some exclusive merchandise.

Also, if you bring your ticket stub from this event to the USQM Quilt Show, the same weekend, and buy a ticket at the door, you will get \$5.00 off your entrance fee to the USQM. Trunk show tickets are \$50.00. To purchase a ticket and to reserve your seat, go to one of the following web-sites:

<https://www.eventbrite.com/e/jenny/on-the-road-trunk-show-1-lehi-utah-tickets-42367389001>

<https://www.eventbrite.com/e/jenny/on-the-road-trunk-show-2-lehi-utah-tickets-42391010654>

Support
Your Local Quilt Shop

It's all about the experience... **Visit Today!**



February Birthdays

Lil Anderson

Karen Barley

Nina Cooke

Claudia Davenport

Teresa Dewey

Debby Erickson

Cindy Haag

Delora Higgins

Karen Jackson

Kim Knowles

Nancy Leach

Kimberly Lohner

Helena Miskin

Gayla Morrill

Barbara Murdock

Hollie Peterson

Nancy Roberts


Darryl Root

Joanne Sites

Marilyn Steele

Pat Welsh

TraceCe Woods



Happy Birthday!

• FEBRUARY RECIPE

• by Karin Crawford

Wilma's Famous Chicken Soup

Cut fresh chicken meat into cubes and brown in a small amount of oil with fresh onion, chopped. Set aside. In a large pan, add fat-free chicken broth (canned) to get the amount of liquid you will need. Adding water to broth is good also, gives a more natural flavor. Add a mild salsa to broth with your favorite vegetables. I do not use noodles in this soup. Maybe a small amount of brown rice. Be careful of using salt and chicken broth, it can get too salty. Use some garlic, sweet basil and other spices you like. This is best when soup is finished and sets overnight in the refrigerator; bring out the flavor.



This is not an actual photo of Wilma's Famous Chicken Soup. This is just a stock photo.....get it? I'm sorry, I just couldn't resist!

For Sale: I have two TUTTOs bags for sale. One will hold the Bernina 830 sewing/embroidery machine and the other one holds the embroidery module, hoops, and notions (26"). There is room in both bags for your sewing tools, projects, threads, etc. They are like new, color is red, folds closed at 3 inches and has wheels and a pull handle. They list for \$430. I am asking \$350 or best offer. They are great for travel, very sturdy and made of 840 Denier Nylon. Please e-mail me, Dorothy Gross at catgros@aol.com or call 801-262-1189.

The Patchwords Newsletter is published eleven times a year (Jan—Nov) and mailed or emailed to current members of the Utah Valley Quilt Guild.

Current Membership: 260

The Utah Valley Quilt Guild was established in 1982 as a chapter of the Utah Quilt Guild. It is a non-profit organization dedicated to promoting the art of quilting through educational and social means and to provide service to the community.

The Utah Valley Quilt Guild meetings are held on the 3rd Wednesday of the month (except Dec.) at: **OREM SENIOR CENTER**

93 NORTH 400 EAST, OREM, UTAH.

Membership dues for the Utah Valley Quilt Guild are \$15 / year. Benefits include participation in monthly meetings, free entry to forums, checking out books from the Library, and discounts to many local quilting & fabric shops. Send dues to:

Judie Oler, Membership Chair
Utah Valley Quilt Guild
918 W. Prairie Dog Way
Saratoga Spring, Utah 84045
 email judieo2000@yahoo.com
 801- 234-9949

Classified Ads in Patchwords are free for members. These ads will run for two consecutive months unless otherwise notified.

Advertising for business purposes is available at the following monthly rates:

1/4 Page Ad: \$10.00 1/2 Page Ad: \$20.00

Whole Page Ad: \$40

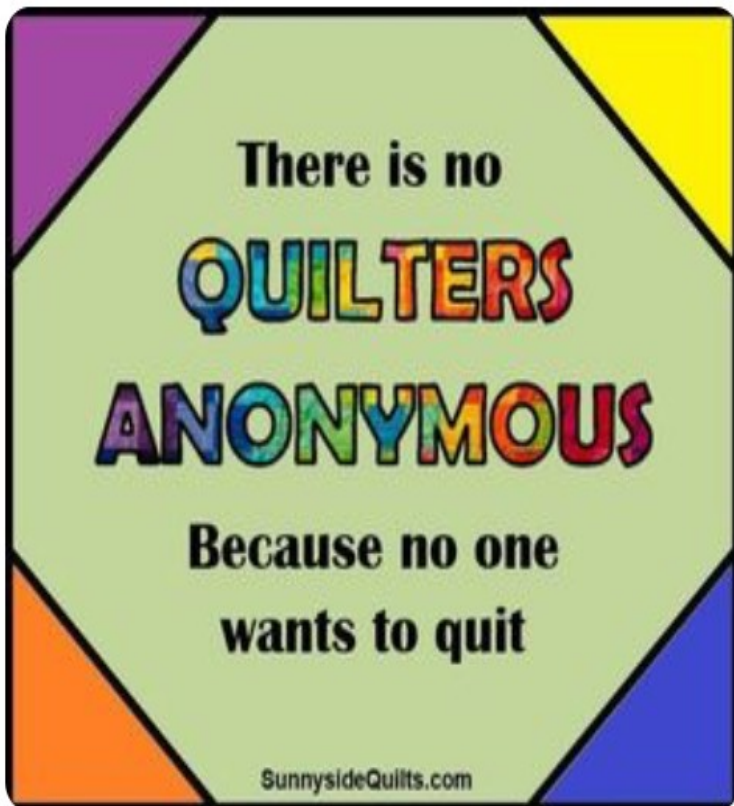
(UVQG Members receive a 20% discount)

Quilt Stands and other quilting supplies are available to rent from UVQG. Contact one of our Property Chairpersons for more info.

Send any correspondence, comments, articles, and ads to:

Kim McCloskey – Newsletter Editor
PatchwordsEditor@gmail.com

Deadline for next issue: February 15, 2017



Utah Valley Quilt Guild

Website * Blog * Facebook Page

Can't get enough of Utah Valley Quilt Guild information? You can find up-to-the-minute news on our website at www.uvqg.org, see more photos and details at our blog at uvqg.blogspot.com, or join in the conversation on our Facebook page at www.facebook.com/groups/uvqg.org/



Utah Valley Quilt Guild
Chapter: Utah Quilt Guild
918 W Prairie Dog Way,
Saratoga Springs, UT 84045



Postmaster: Contains Time-sensitive material.

Please deliver before February 15