



Patchwords

Utah Valley Quilt Guild

www.uvqg.org (info)

Uvqgblog.blogspot.com (pictures)

March 2023

Volume XLII, No. 3

President's Newsletter, March 2023

Dear Guild Members,

There is an old saying...."March comes in like a lion and goes out like a lamb." After all the cold weather and storms, I am ready for a little lamb. But I do have to say that in addition to needing all the new snow, I am grateful for being able to stay indoors and quilt. So many quilts and so little time has always been my mantra.

Here are some things to do in March, which BTW is Quilting Month:

1. Come to our Service Day on Wednesday, March 15 from 10 to 3 at the Department of Health. Your donated time and talent will help us to donate more quilts and soft toys than ever.
2. Come have some fun with us on Saturday, March 18, for the UVQG Spring Retreat. Bring your own quilts to make!
3. Send in your reservation for the UVQG Fall Retreat at the Zermatt. Don't forget to check that your membership is still valid. Don't forget to read and initial all the fine print. We have such a fun time together at this retreat.
4. Start your spring cleaning in your sewing room, decide what projects/fabric etc. you will never finish, bag it up and price it. We would love your donations for the Garage Sale this summer at the Red Barn in Wallsburg (July Fair).

Each one of our members is important and contributes to making our guild the best ever. The other day I was in a quilt shop and talking to a lady who lives in Highland. I asked

her if she was a member of the UVQG and she said no, but her quilting group was traveling together to Hamilton, Missouri! I invited her to join our guild and she said, "Oh we are just a group of old ladies. No need to join the guild."

I hope everyone knows how important your membership is and that our guild is the better because you have joined us! Watch out for the lions and look forward to the lambs in the month of March.

Beautiful Things Come Together One Stitch At A Time, Karin



UVQG Mission Statement

“The Utah Valley Quilt Guild was established in 1982 to promote the Art of Quilting through educational and social means and to provide service.”

Memberships

Membership dues for the Utah Valley Quilt Guild are \$15/year. Benefits include a monthly newsletter emailed to you (Jan-Nov), participation in monthly meetings, free entry to forums, checking out books from the Library, and discounts to many local quilting & fabric shops. If you are past due with membership fees you will be given a one-month grace period. After that you will not receive the Patchwords until you pay your dues. Send dues to:

Annie Thayne
61 E. 1470 N.
American Fork, UT 84003

Utah Valley Quilt Guild Website * Blog * Facebook Page

Can't get enough of Utah Valley Quilt Guild information? You can find up-to-the-minute news on our website at www.uvqg.org, see more photos and details at our blog at UVQGblog.blogspot.com, or join in the conversation on our Facebook page at www.facebook.com/groups/uvqg.org/

Quilt Stands and other quilting supplies are available to rent from UVQG. Contact one of our Property Chairpersons for more info.

The Patchwords Newsletter Published eleven times a year (Jan—Nov) and emailed to current members of the Utah Valley Quilt Guild.

We are always striving to improve and make the guild the best it can be, so if you have any comments or suggestions, please feel free to contact any member of the board.

The Utah Valley Quilt Guild meetings are held on the 3rd Wednesday of the month (except Oct and Dec.) at: OREM SENIOR CENTER 93 NORTH 400 EAST OREM, UTAH at 1:30p.m.

Meetings are held at the Orem Senior Center except for Service Day in March and the July Fair.



Classified Ads in Patchwords are free for members. These ads will run for two consecutive months unless otherwise notified. Advertising for business purposes is available at the following monthly rates: 1/4 Page Ad: \$10.00 1/2 Page Ad: \$20.00 Whole Page Ad: \$40 (UVQG Members receive a 20% discount Send checks to guild treasurer)



For Sale a hand-quilt type quilting frame which expands from baby to king size quilts. Asking price \$400.00. For information contact: Carol Hinckley at 801-636-0779.

March meeting:
UVQG Service Day!

Wed, March 15, 2023


10:00-3:00

**Utah County Department of Health
151 S. University Ave. Provo
Room 1600**

- We need sewers to envelope baby quilt tops. These will be taken to Mutual Dell camp this summer for the young ladies to tie.
- We need sewers to piece together simple quilt tops. All fabric will be cut and ready to sew
- We will need sewers to sew flannel receiving blankets. We always get lots of donated flannel and it needs to be made into blankets, not languishing in the storage unit
- We will need helpers to measure and cut batting, press and pin for the sewers and match fabric together for kits.
- If you want to sew, bring your machine and basic sewing supplies especially thread
- Some hand stitching projects available such as stuffing plush balls and sewing them closed.

There will be wagons available to transport your supplies to the room and no stairs!

The guild will provide pizza for lunch. Please bring salads and treats to share.



Fall Retreat 2023



If you are planning on attending the fall retreat at the Zermatt, and if you have not already done so, send in your registration form and money right away. On March 15, Trish Derrick will start registering attendees. At that time, she will contact you if she has any questions or concerns. If you pay via venmo, you must still fill out the registration form and mail it in. We cannot register you without the form, even if you have sent in your money. Last year, the retreat filled up on day three of registration.

The registration form is below or you can also print it from the website, UVQG.org.

We are hoping that you will join us November 14-18 for lots of sewing, food, gifts and just a good time with friends!

Barb Murdock

heberbarb@gmail.com

*****Please note: send retreat registration to:**

Trish Derrick 10888 Shellbrook Drive South Jordan, UT 84095

2023 UVQG Retreat Registration Form
November 15-18, 2023 - Zermatt Resort ~ Midway, Utah
Fall, Friends and Quilting

Please print and answer all questions, and initial at every * to confirm you have read everything

Name: _____ Cell Phone: _____
 Email: _____

Lodging

Single room	\$700	<input type="checkbox"/>	If sharing a room, who will your roommates be: _____ _____
Double room	\$460 /person	<input type="checkbox"/>	
Room for three	\$390 /person	<input type="checkbox"/>	
Room for four	\$350 /person	<input type="checkbox"/>	

Would you like us to try to find roommates for you?	Yes	No
Would you be willing to have more people in your room?	<input type="checkbox"/>	<input type="checkbox"/>
Are you willing to share a king bed? (a room for two with only a king bed)	<input type="checkbox"/>	<input type="checkbox"/>

If you have special lodging needs, please list them _____

Arrival date: Tuesday (additional charge) Wednesday

* _____ If you come on Tuesday, you must let Trish know. She will notify the resort to get you the group rate. Please DO NOT contact Zermatt directly. When you check out on Saturday, they will charge your credit card for Tuesday night. Cost is appx \$140 per room

Sewing Tables - will be preassigned, and every effort will be made to give you your first, second or third choice, but not guaranteed. Six quilters will be assigned to each table group.

Looking at the table layout on the following page, is there a preferred table to sit at?

First choice Second choice Third choice

Preferred table friends:	1. _____	2. _____
	3. _____	4. _____
		5. _____

Food: any dietary allergies/restrictions? No Yes, please list: _____

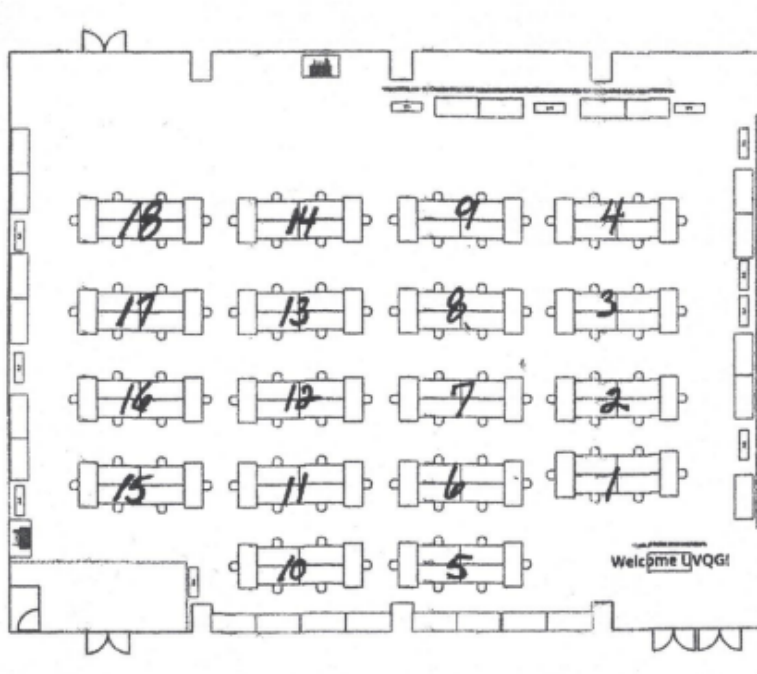
- * _____ You must be a current UVQG member at time of registration and retreat.
Membership exp date: _____
- * _____ We take allergies very seriously. Do not bring pistachios, rosemary or any perfumes into the building. This list of restricted items may increase.
- * _____ Only small irons can be at your personal sewing station. If you need a large iron, you must use one of the several irons that are placed around the room.

Do you want to be part of the Secret Sister Gift Exchange? (more info to come) Yes No

Send this form and your deposit check (half of total \$ cost) made payable to UVQG Retreat to:
 Trish Derrick ~ 10888 Shelbrooke Dr ~ South Jordan, UT 84095

Questions? Please call or text Barb Murdock 435-671-0263 or Trish Derrick 801-809-9425

Registration begins March 15, 2023 with half or full payment. Final payment is due July 1, 2023**
 (cont. on next page).



With everything costing more (electrical, food, lodging, sewing center) we have had to increase the price for retreat but we kept it as small as we could. Also, Zermatt is requiring our payments to them earlier so we are needing to change our dates accordingly.

Registration will begin March 15th with at least half of your total payment due with your registration. The remaining balance will be due **July 1st**. If you are going to Venmo we must also receive your completed registration form to be registered.

If you need to cancel and a replacement has been found you will receive a refund of all money paid except \$75.

VENMO ID IS **@uvqgtreasurer** (listed as a business even though we are a nonprofit)

FALL RETREAT VENMO AMOUNTS

Half of room amount

1-person \$350.00 + \$7.10 = \$357.10
 2-person \$230.00 + \$ 4.70 = \$234.70
 3-person \$195.00 + \$ 4.00 = \$199.00
 4-person \$175.00 + \$ 3.60 = \$178.60

Full amount

1-person \$700.00 + \$14.10 = \$714.10
 2-person \$460.00 + \$ 9.30 = \$469.30
 3-person \$390.00 + \$ 7.90 = \$397.90
 4-person \$350.00 + \$ 7.10 = \$357.10

UVQG Membership Venmo Amount

1 year \$15.00 + .40 = \$15.40 using the same Venmo ID **@uvqgtreasurer**

If you are mailing in your registration it is \$15.00 payable to UVQG and mailed to

Annie Thayne
 61 East 1470 North
 American Fork, UT 84003

****Registration open date has changed to March 15th. I will be out of the country March 1st!!**



Sheila Agnew
Brenda Bell
Amy Boyer
Helen Butler
Debra Davenport
Deanne DeWitt
Carol Ford
Kathy Gardner
Susan Glenn
Dorothy Gross
Carrie Hanks
Karen Hansen
JoAnne Hawks
Dorothy Hoopes
Sheri Kowallis
Sandy Lai
Alysa Lovell
Colleen Martinez
Donna Miner
Barbara Odland
Kathy Porter
Bonnie Sorensen
Maureen Tuttle
Kristen Van Dyke
Donna Vidmar
Sarah Yorgason
Lorna Zimmerman

Spring Retreat

March 18, 2023

9 am - 4 pm

Coordinated by:

Wanda Sump & Lacey Peterson

Please come to our UVQG Spring Retreat!
Bring your friends and spend the day sewing
with other guild members!

This year's event will be held at Sandy Lai's
home:

1611 E. Maple Street, Mapleton

New this year: we can have up to 50 people!
Cost is \$15 per person. Gift for attendees. Must
have current guild membership. Tables and
folding chairs provided.

Please bring your own projects and supplies.
(We recommend bringing a surge protector with
your sewing machine.) We are meeting in the
basement; however, there is an elevator
available.

(Bring your own lunch. There is a fridge, sink and
microwave available for use.)

There are less than 10 openings left. We are still
accepting participants. Call NOW!

Contact Wanda Sump to register: 801-602-4065



UVQG BOARD 2023

<u>Position</u>	<u>Name</u>	<u>Phone</u>	<u>Email</u>
President	Karin Crawford	801-616-9229	karincrawford@gmail.com
Past President	Lisa Johnson	951-235-6833	lkj.kelson@gmail.com
President Elect	Kim McCloskey	801-319-5513	kim.mccloskey@mail.com
Secretary	Carol Hinckley	801-221-1448	clohinckley@gmail.com
Treasurer	Peggy Peterson	801-916-5162	mppeterson5@hotmail.com
Membership	Annie Thayne	801-376-5530	thayne.annie@gmail.com
Historian/Blog	Nida Jackson	801-368-4196	njackson@utwire.net
Newsletter Editor	Lana Osmun	801-227-4305	lana@osmun.net
Website	Caisa Hess	801-704-9010	caisa@comcast.net
Programs	Kim McCloskey	801-319-5513	kim.mccloskey@mail.com
Co-Program	Machelle Preston	801-362-6988	thecherrytreecottage@yahoo.com
Hospitality	Elise Larsen	801-369-1318	elise.larsen@comcast.net
Librarian	Lani Brower	801-367-8000	lani.brower@hotmail.com
Assist. Librarian	Suzy Ricks	208-206-5057	esuzanner@gmail.com
Show and Tell	Jodie Banks	801-376-3833	jodie56banks@gmail.com
Facebook	Sandy Lai	801-404-4062	sandylai@gmail.com
Property Chair			
Service Project	Sarah Yorgason	435-315-7632	sarah.yorgason@gmail.com
Spring <small>Mini</small> Retreat	Lacey Peterson	801-930-5564	Laceyjopeterson@gmail.com
Spring <small>Mini</small> Retreat	Wanda Sump	801-768-1270	sumpfamily@gmail.com
July Fair Chair			
Garage sale	Karin Crawford	801-616-9229	karincrawford@gmail.com
Vendors	Machelle Preston	801-362-6988	thecherrytreecottage@yahoo.com
Class teachers	Kim McCloskey	801-319-5513	kim.mccloskey@mail.com
Fall Retreat Chair	Barbara Murdock	435-671-0263	heberbarb@gmail.com
Springville Show	Wendy Cordon	801-318-4212	wgbcordon@gmail.com
UQG Area Rep	Audrey Bailey	801-796-0244	cheraple@gmail.com



2023 Service Update

Our giving total for 2022 was 414 items, 165 of those items were quilts. I had set a goal of 222 quilts, so I am not sure if we met the goal or surpassed it. What a busy year of serving! Even though they are not quilts, other items like afghans, receiving blankets, plush balls and bears were sent out to many in need. And as always, many hands worked together to make it all possible

So far for 2023 we have given

- 7 quilts to the Festival of Trees
- 16 to a group that provides mental health services for female first responders.



Many Hands...

UVQG Service Bee

The objective of the Utah Valley quilt guild is “To promote the Art of Quilting through educational and social means and to provide service.”

The Many Hands service bee is how we carry out the service part of this objective.

Here are some upcoming opportunities to help with service.

March 1 Wed 12:30-3:30	249 E 3140 N Provo, Sarah's house	Prep work for guild meeting
March 15 Wed 10-3:00	151 S University Ave, Provo, UT 84601 Rm 1600	Annual Service activity
April 6 Thursday 12:30-3:30 Please note this is a change from the previously announced day,	249 E 3140 N Provo, Sarah's house	Dealing with Batting!

Help us Make 1 Spy Quilts!

We will be using this fun I Spy quilt pattern designed by Quilts for Kids for charity quilts this year. The guild purchased a bolt of the constant fabric and we need your fun fabric!

You can help by bringing a strip or two of your favorite novelty fabric to share at our service day or any guild meeting this year.



Cut your strips 3 ½” by width of fabric.

If you are cutting scraps, cut them into 3 ½ x 5 ½ rectangles

https://media.rainpos.com/5148/i_spy_quilt.pdf

Pictures of quilts donated to festival of trees







UVQG President Elect Quilt Challenge 2023 Improv Quilting Tutorial #1 – Improv Log Cabin Blocks

Improv quilting is a great way to use up your scraps. For this exercise, it might be easiest to start with solids, or prints that read like solids, but don't be afraid to play around with a variety of options. If you use prints, pay attention to value- how light, medium, or dark it is- to get the most contrast in your block.

I stuck to analogous colors- colors next to each other on the color wheel- in the same hue to give myself a starting point.

Seams – I used quarter inch seams out of habit, but you don't need to be precise for this technique.


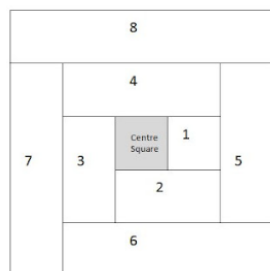
Cutting the fabric:

You can use scraps or cut your fabric into strips. Vary the width of your strips from 1" to 3" or more. I wouldn't suggest going any smaller than 1" in width because strips that are smaller than 1" wide will result in seam allowances that overlap, which may create bulk in your block. The strips do not need to be even in width.


Making the blocks:

1. Sew together two pieces of fabric to start your log cabin. Try not to obsess about which two to start with. Focus on making a contrast. I chose to consistently start with a piece of one color like a traditional log cabin block, but that is not necessary in improv. It is also not necessary to start with the traditional square. Start with any shape that has four sides- or three if you choose.

2. After you sew the pieces together, trim. I like to use a ruler to get a nice straight edge to sew the next log on. I also use the ruler so that I trim off as little as possible so I don't waste too much fabric. Trim on an angle. This gives the block its wonky look and adds visual interest.
 3. Add another log and trim. It doesn't really matter which side of the block you add the next log to. I tend to add the next log to the side that I just trimmed, but it's up to you which side you choose.
 4. Repeat step 3 until your block is big enough to trim it into a square (or any other shape that you want) at the size you want.
 5. Just for fun, I decided to slice through one or two blocks before I had finished it. I added a narrow strip to one side and reattached the other side and continued building the block until it was roughly 1" bigger than the finished size.
 6. Another option is to make a quarter improv log cabin block by only going around 3 sides.
 7. Using a clear acrylic ruler, place the ruler over the block and check to see that the block is a bit larger than the unfinished cut size you want. Keep in mind that you'll want to keep an extra 1/2" for the seam allowance for when you get ready to sew your blocks together. For example, I wanted my block to be 6.5" finished square so I kept adding logs until the block was about 7.5". I then trimmed the block down to 7" unfinished square. Since it's improv, you can cut your block into any shape you want. Try rectangles or even triangles!
- I hope you have fun with this technique. Let loose, play, and see what you can create.



Improv Log Cabin Quilt #1- Made by Kim McCloskey



Coming in April! Emily Bailey!

Trunk Show-Wednesday April 19th
1:30 at the Orem Friendship Center

Workshop: Tuesday April 18
6 Hours, This workshop is full.

Emily's Website: AuntEmsQuilts.com



CRUMB QUILTING

WITH EMILY BAILEY

TURN YOUR SCRAPS INTO NEW FABRIC
FOR FUN UNIQUE QUILTS





UVQG PRESENTS:

July Fair and Quilt Show

**Please visit UVQG.org for
More details!**

**Where: The Red Barn
2583 Main Canyon Road, Wallsburg
When: Wednesday, July 19, 2023
9:30 AM to 3:30 PM**

- ♥ **Free Quilt Classes/ Vendors Mall**
- ♥ **Quilt Show/ Garage Sale**
- ♥ **Door Prizes/Silent Auction**
- ♥ **Bake Sale/ Food Truck**

Newsletter submissions for the Patchwords are due by the 25th of each month. Please send to Lana Osmun at Lana@Osmun.net

