



Patchwords

Utah Valley Quilt Guild



www.uvqg.org

2022

Volume XXXXVII, No. 7

President's Message By Lisa Johnson

Hello Everyone

I don't know about you but I am loving these long days. More time for sewing!! And in the Summer, we have so many fun things to look forward to. The July Fair and the Springville Quilt Show are at the top of my list.

Summer gets very busy with vacations and travel as well as all the things our children and grandchildren are involved in. Please be sure to set aside some time to sew. Even if it is only a little on the go...that adds up to a lot. Just like Paula McKinley showed us, bit by bit a lot can happen. Wasn't her presentation great!!

Let's all get a little hand sewing kit ready to take with us wherever our Summer adventures take us.



Be a Piecemaker
Lisa Johnson



Happy Birthday!

Collette Astle
Marsha Castleton
Karin Carter
Lisa DeLora
Susanne Gillett
Rita Leckie
Marian Murdock
Deb Patterson
Bobbie Stember
Janice Walker

Utah Valley Quilt Guild
Website * Blog * Facebook Page

Can't get enough of Utah Valley Quilt Guild information? You can find up-to-the-minute news on our website at www.uvqg.org, see more photos and details at our blog at uvqg.blogspot.com, or join in the conversation on our Facebook page at www.facebook.com/groups/uvqg.org/

UVQG Mission Statement


“The Utah Valley Quilt Guild was established in 1982 to promote the Art of Quilting through educational and social means and to provide service.”

We are always striving to improve and make the guild the best it can be, so if you have any comments or suggestions, please feel free to contact any member of the board.

Memberships

Membership dues for the Utah Valley Quilt Guild are \$15/year. Benefits include a monthly newsletter emailed to you (Jan-Nov), participation in monthly meetings, free entry to forums, checking out books from the Library, and discounts to many local quilting & fabric shops. If you are past due with membership fees you will be given a one-month grace period. After that you will not receive the Patchwords until you pay your dues. Send dues to:

Annie Thayne
61 E. 1470 N.
American Fork, UT 84003



The Patchwords Newsletter

Published eleven times a year (Jan—Nov) and emailed to current members of the Utah Valley Quilt Guild.

Meetings

The Utah Valley Quilt Guild meetings are held on the 3rd Wednesday of the month (except Dec.) at:

OREM SENIOR CENTER
93 NORTH 400 EAST
OREM, UTAH.

-
- July meeting will be on the third Tuesday for this year.



Classified Ads

Classified Ads in Patchwords are free for members. These ads will run for two consecutive months unless otherwise notified.

Advertising for business purposes is available at the following monthly rates:

1/4 Page Ad: \$10.00 1/2 Page Ad: \$20.00

Whole Page Ad: \$40

(UVQG Members receive a 20% discount
Send checks to guild treasurer)

Quilt Stands and other quilting supplies are available to rent from UVQG. Contact one of our Property Chairpersons for more info.

Utah Valley Quilt Guild 2022 Challenge Quilt


By Karin Crawford, President-Elect

Please join us in making a Blue and White or Blue and Cream quilt for the Challenge this year. Sapphire is the name for a 45th Anniversary which is how old the Utah Quilt Guild is in 2022. Please follow these rules:

- Colors: Blue and White or Blue and Cream (no black, but dark navy is allowed.)
- Definition of a Quilt: 3 layer – top, batting, backing
- Size: 12 inches to 108 inches per side
- Quilt must be completed in 2022. Please do not submit quilts completed in 2021 or earlier.
- Definition of completed – bound with label attached
- Any questions – Karin Crawford 801-616-9229 and karincrawford@gmail.com



SUMMER



JULY QUILT FAIR

TUESDAY, JULY 19, 2022

9:30 AM to 3:30 PM

CLASSES START AT 9:30 AM

- 🇺🇸 Free Quilt Classes | Vendor Mall
- 🇺🇸 Quilt Show | Garage Sale
- 🇺🇸 Door Prizes | Silent Action
- 🇺🇸 Bake Sale | & More!

RIVER BRIDGE EVENT CENTER

1225 S Main St. Spanish Fork, Utah 84660

Visit UVQG.org for details



July Quilt Fair

9:30-10:30am

Classes

Teacher

1. Batting types and best uses
2. Collage Quilts
3. Grid Piecing

Luann of Winline
Kelly Magleby
Heather Dunn

11:00-12:00am

1. Scrap Storage
2. Wool Applique
3. Edge to Edge Quilting w/Embroidery Machine

Sarah Yorgason
Sariah Lewis
Marie Haws

12:30-1:30pm

1. Possibilities in EQ
2. Quilt Design: Don't Be Afraid of Color
3. Binding & Alternate Endings

Terrie Peterson
Katherine Porter
Deonn Stott

2:00-3:00pm




10. Cake Mix paper piece quilts
11. Machine Care
12. Crumb Pieced Quilts

Jen Tanner
Kim McCloskey
Linda Mickle

Limited Lunches will be available for purchase on the premises.



Paula McKinlay



And many more...

1 WEEK TURNAROUND



**40% OFF YOUR
FIRST ORDER**

USE CODE: UVQG40



**SUNDANCE
QUILTING**

**CALL CALEB, I'M HAPPY TO MEET
YOU OR COME PICK UP YOUR
QUILT**

sundancequilting.com

801.814.1517

2022 Fall Retreat, Zermatt Hotel, Midway, Utah
UVQG Retreat -November 1-5, 2022
“My Favorite Things”

2022 Fall Retreat is less than 5 months away! We're excited and ready to sew, sew, sew!
The final payment is due on Friday, August 12, 2022. The retreat is full. We do have a waiting list. You can contact Trish Derrick @801-809-9425 to be added to it.

Secret Sister info will be ready and sent out in a couple months.

Looking forward to November 2022! Any questions you can contact me.
We will have a brown paper pkg tied up with string (drop box) at the July Fair in case any of you would like to drop your final payment.

Thank you,
Hollie Peterson 801-699-2311

Quilter's Corner

You have heard of chain piecing, right?
To speed up your pressing, chain press.

Set 2 or 3 pieces on the ironing board. Smooth.
Press all at once.

The wool mat really helps with this. It grabs onto the sections and holds them down.

This is especially helpful when you have a number of sections that are the same. Here I had 80 sections to Chain Press, really cut the time to do them.

Send any correspondence, comments, articles, hints & tips, and ads to: Terrie Peterson – Newsletter Editor

Knotagain3@gmail.com

Deadline for each issue: 25th of the month




Show N' Tell



- 1) Elise Larsen-Christmas Tree-red and white quilt taught at Quilt Festival by Crystal North.
- 2) Elise Larsen-Blue and white quilt from the UVQG national teachers Sassafra Lane.
- 3) Debbie Parker-"Logs and Houses" 2012 block of the month from Stitching Corner.
- 4) Susanne Gillett-"Garden Twist" yellow and blue quilt that she started in 2012.
- 5) Mary Snow-"Guinea Pigs" quilted with a vegetable pattern
- 6) Lisa Johnson-"Scrappy Mountain Majesties" Bonnie Hunter pattern made with fabric exchange with Lani Brower and friends. Made the quilt at a Bonnie Hunter retreat in Virginia.
- 7) Deonn Stott-"Be a Pineapple" pineapple exchange quilts-Red Hawaiian applique pillow-Woven ribbon leis-pineapple ric-rack key fob.
- 8) Debbie Proctor-"Hawaiian Quilts" reverse applique turtle-Hawaiian Highway-Leis made with ribbon to look like plumeria flowers-Aloha shirt bags with Hawaiian fabric-Pineapple wall hanging.
- 9) Liz Teerlink-"Fruit Orchard" made from Quiltmaker magazine early 2000's. Green and yellow and fruit colors. Debbie Mumm orchard for back fabric. Quilt block exchange with the Knott group in early 2000's. Quilted by Kim Peterson.
- 10) Liz Teerlink-"Veggies" Quilt block exchange with Knott group end of 1990's. Browns and greens with sunflowers in the borders. She taught this as a class for UVQG-Veggie fabric on the back-Quilted by Kim Peterson.
- 11) Liz Teerlink-"Farm animals with barn and stone house". Quilt block exchange with the Knott group. Debbie Mumm daisy print in the borders. Farm fabric on back. Quilted by Kim Peterson
- 12) Kathy Zobell-"Samurai Square" gold, green and white fabric-wedding quilt
- 13) Kathy Zobell-"Growing up Odd" use up to 2" squares-Free pattern
- 14) Janice Waller-"The Giving Quilt" Jennifer Chaverini free pattern for Project Linus
- 15) Mary Killpack-Charity quilts

Show N' Tell Continued:



Packing List for Quilting Retreats

Tote Wagon
Sewing Machine
Sewing Machine Oil
Accessories Box for Machine Parts
Machine Power Cord & Foot Pedal
Sewing Machine Manual
Mat for Under Sewing Machine
Sew Steady Table & Case
Machine Cover
Machine Carrying Case

Thread
Cone Thread Holder
Wooden Spool Holder
Sewer's Aid
Thread Net
Extra Sewing Machine Needles
Extra Bobbins
Lint Brush
Seam Ripper
Touch Knife
Stiletto
Magnifier
Blade Saver Cutter
Paper scissors
Fabric Scissors
Thread Snips
Scissors Lanyard

Rotary Cutters
Rotary Mats
Small Table Cutting Mat
Large Cutting Mat
Long Rotary Ruler (6" x 24")
Specialty Rulers
Other Rotary Rulers in various sizes
Extra rotary blades
Template Plastic

Sewing Seat Cushion
Water Bottle
Mondo Bag
Cough Drops
Pain Medication
Back Brace
Kleenex
Band-aids

Small Table for Ironing
Ironing Mat
Wool Ironing Pad
Silicone Hot Iron Pad
Spray Bottle – Water
Spray Bottle – Starch
Quilting Iron
Applique Ironing Sheet

Design Board
Accessories Tote or box

Pin Cushion
Straight Pins
Safety Pins
Fabric Clips
Table Light

Sharpie Pen
Marking Pencils and pens
Pen/Pencils
Measuring Tape
Hand Sewing Needles
Thimble
Scotch Tape
Blue Tape
Post-it Notes

12" Plastic Project Boxes
Several Projects
Ziploc Bags

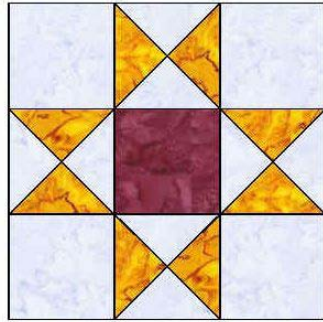
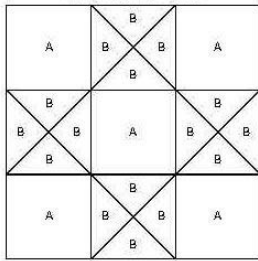
Fabric Scraps
Power Strip
Extension Cord
CASH
Reading Glasses
Notebook
Name Tag & Lanyard
Apron
Small Garbage bag
Quilting gloves
Snacks & Goodies
Miscellaneous

Block of the Month

Rules: Each month there will be a link for you to download. Each segment will only be available during that month. All requests for back issues will be ignored. Once the entire quilt pattern is completed, it will become a for sale item in my Etsy Store under LadybugLines. This is offered free of charge to the members of UVQG. Please do NOT share with anyone outside of our group. Copyrighted by Terrie Peterson & Ladybug Lines. Please note: This is NOT the challenge quilt for 2022.

Aunt Eliza's Star

Key Block (1/5 actual size)

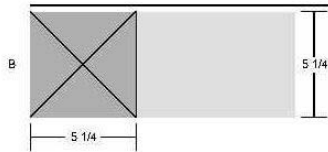
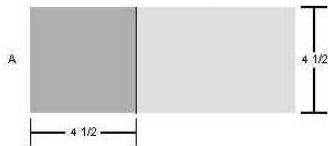


Aunt Eliza's Star - Star A

Make one of each. Cut the number and color of pieces in each diagram. Sew into rows. Sew rows together to make star.

Follow the diagrams for each star since the number and color of pieces is different for each star.


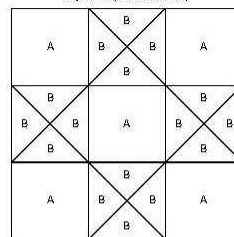
Cutting Diagrams



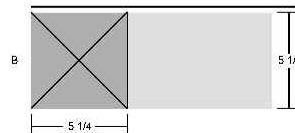
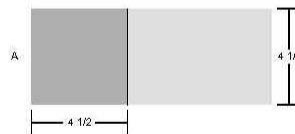
Aunt Eliza's Star - Star B

Aunt Eliza's Star


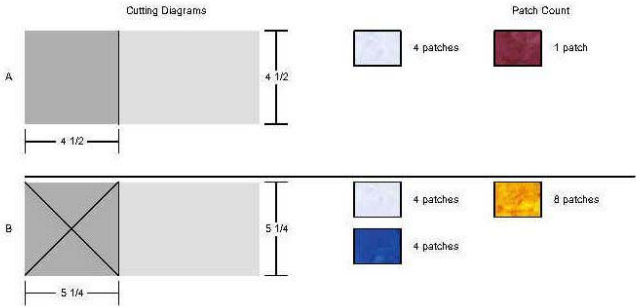
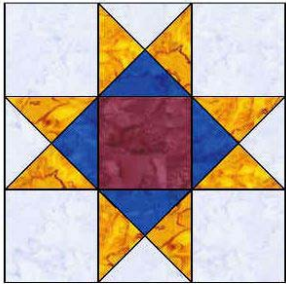
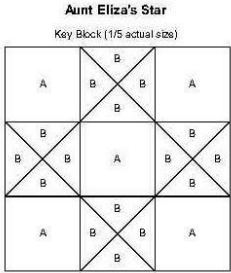
Key Block (1/5 actual size)



Cutting Diagrams



Aunt Eliza's Star - Star C



“Kuspuks by the Yard”
by Barbara Lavalley

UVQG Board 2022			
Position	Name	Phone	Email
President	Lisa K. Johnson	951-235-6833	lkj.kelson@gmail.com
Past President	RevaBeth Russell	801-836-9488 801-489-5947	revabeth@gmail.com
President Elect	Karin Crawford	801-616-9229	karincrawford@gmail.com
Secretary	Amy Burnham	801-900-0553	sis.burnemup@gmail.com
Treasurer	Peggy Peterson	801-916-5162	mppeterson5@hotmail.com
Membership	Annie Thayne	801-376-5530	thayne.annie@gmail.com
Historian/Blog	Lana Osmun	801-227-4305	Lana@osmun.net
Newsletter Editor	Terrie Peterson	406-780-0432	knotagain3@gmail.com
Website	Caisa Hess	801-704-9010	caisa@comcast.net
Programs	Kim McCloskey	801-319-5513	kim.mccloskey@mail.com
	Lorri Cummings	801-472-8581	cumquilt@gmail.com
Hospitality	Julie Saville	801-822-8365	Julie.Saville@gmail.com
Librarian	Lani Brower	801-367-8000	lani.brower@hotmail.com
(Asst librarian)	Suzy Ricks	208-206-5057	esuzanner@gmail.com
Show & Tell	Jodie Banks	801-376-3833	jodie56banks@gmail.com
Facebook	Lynnette Rose	801- 897-7355	doublerose2@msn.com
Property Chair			
Service Project	Sarah Yorgason	435-315-7632	sarah.yorgason@gmail.com
Spring Mini-Retreat	Lacey Peterson	801-930-5564	Laceyjopeterson@gmail.com
	Wanda Sump	801-768-1270	sumpfamily@gmail.com
July Quilt Fair Chair	Machelle Preston	801-362-6988	thecherrytreecottage@yahoo.com
Fall Retreat Chair	Hollie Peterson	801-699-2311	holliep1984@gmail.com
Springville Show	Wendy Cordon		wgbcordon@gmail.com
UQG Area Rep (South)	RevaBeth Russell	801-836-9488 801-489-5947	revabeth@gmail.com