



Patchwords

Utah Valley Quilt Guild

www.uvqg.org (All the info on UVQG!)

Uvqgblog.blogspot.com (All the pictures!)

February 2026
Volume XLIII, No. 2


President's Message

I saw this on Pinterest the other day, and it made me laugh:

"My New Year's resolution is to finish the quilt projects in 2026 that I should have finished in 2025, having started them in 2024 after buying the supplies in 2023 for the patterns I collected in 2022 to go with the fabric on my shelves in 2021." Wow, can I relate to that! I have now started a written list of all my unfinished quilt projects. Next, I think I will figure out which ones are the furthest along and get them finished. There's nothing like finishing something to make you feel SO good, and to motivate you to do it again! I hope you're getting some projects finished too!

We have some exciting things coming up in the Guild. At this month's meeting Machel Preston (last year's president extraordinaire) will be showing us her quilts. I can't wait to see them! Sarah Yorgason is busily getting ready for our service day in March. It will be on the third Wednesday, as usual, but at the county health building in Provo. Check out the 'Many Hands Calendar' on the website (uvqg.org) for service opportunities.

-Wendy



UVQG Mission Statement

“The Utah Valley Quilt Guild was established in 1982 to promote the Art of Quilting through educational and social means and to provide service.”

Memberships

Membership dues for the Utah Valley Quilt Guild are \$15/year. Benefits include a monthly newsletter emailed to you (Jan-Nov), participation in monthly meetings, free entry to forums, checking out books from the Library, and discounts to many local quilting & fabric shops. If you are past due with membership fees you will be given a one-month grace period. After that you will not receive the Patchwords until you pay your dues. Send dues to:

Utah Valley Quilt Guild
PO Box 133
Orem, Utah 84059

Utah Valley Quilt Guild on Social Media

Can't get enough of Utah Valley Quilt Guild information? You can find up-to-the-minute news on our website at www.uvqg.org, see more photos and details at our blog at UVQGblog.blogspot.com, or join in the conversation on our Facebook page at www.facebook.com/groups/uvqg.org/

Quilt Stands and other quilting supplies are available to rent from UVQG. Contact our Property Chairperson for more info. Caleb Goringe
801-814-1517 caleb@sundancequilting.com

The Patchwords Newsletter Published eleven times a year (Jan—Nov) and emailed to current members of the Utah Valley Quilt Guild.

We are always striving to improve and make the guild the best it can be, so if you have any comments or suggestions, please feel free to contact any member of the board.

The Utah Valley Quilt Guild meetings are held on the 3rd Wednesday of the month (except Dec.) at: OREM SENIOR CENTER 93 NORTH 400 EAST OREM, UTAH at 1:30p.m.

Meetings are held at the Orem Senior Center except for Service Day in March and the July Fair.

Classified Ads in Patchwords are free for members. These ads will run for two consecutive months unless otherwise notified. Advertising for business purposes is available at the following monthly rates: 1/4 Page Ad: \$10.00 1/2 Page Ad: \$20.00 Whole Page Ad: \$40 (Send checks to guild treasurer)



February Birthdays

Joann Abegglen

Lil Anderson

Tetiana Ashley

Nina Cooke

Lorna Hortman

Shelli Johnston

Kimberly Lohner

Lacie Messerly

Barbara Murdock

Hollie Peterson


Terrie Peterson

Mary Staub

Lisa Vance

Yvonne Wilden

TraceCe Woods

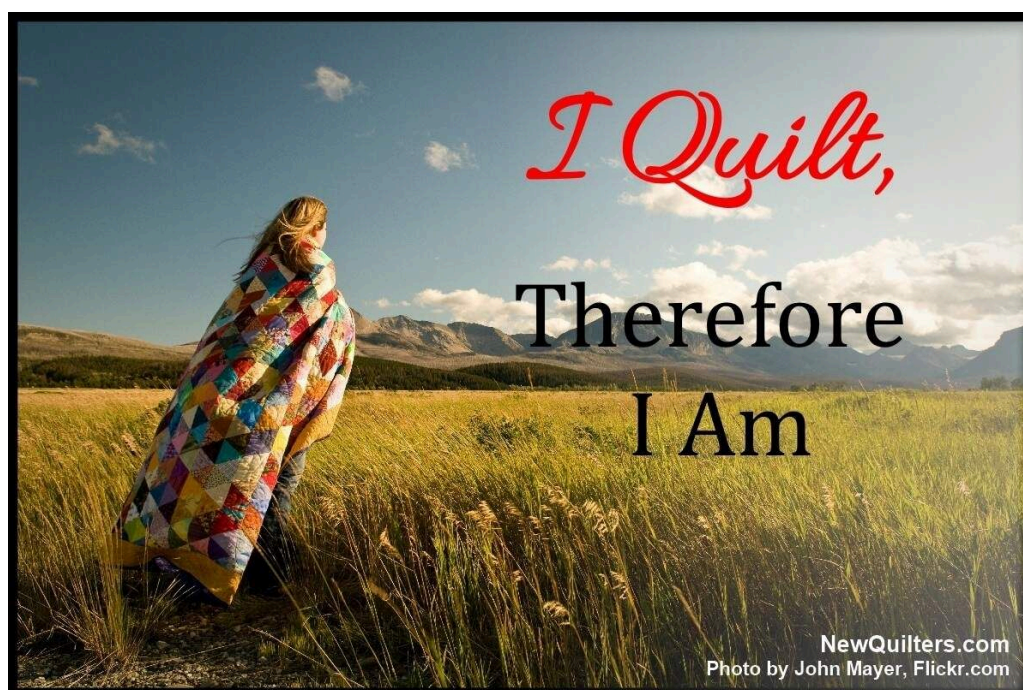


February Meeting

February 18, 2026

1:30 at the Orem Senior Center
93 NORTH 400 EAST OREM, UTAH

We will have a trunk show by our awesome president from 2025: Machelle Preston! You won't want to miss it!



UVQG Fall Retreat

👑 QUILTING QUEENS 👑

It's February already and Trish and I have been working on Fall Retreat 2026, "Quilting Queens", November 11-14 2026, Wednesday thru Saturday. Registration will begin Wednesday, March 18, Guild Service Day. We are planning on 120 attendees.

We have some fun things we are working on and we are changing things up. One change is we are minimizing the committee to Trish and I, focusing on great gifts and you.

Trish has worked very hard on the registration form and there are some changes you need to be aware of. One big change is a **waiver form** that must accompany your registration form. Please be sure you read the waiver form and understand what it means. Your registration will not be finalized until we have this form.

A couple of other changes are: emergency contact information, the sewing table pods will indicate whether that table is typically hot or cold and whether they're on the inside or outside of the room. Also, we would like to hear from you whether you want a professional scissor sharpener at the retreat. This person would be located outside in a work van.

In the meantime, mark your calendar, bring your membership current thru retreat dates, pow-wow with your friends and get ready for registration in 6 weeks.

Any questions, please feel free to call us.

Marilyn 801 634-2734

Trish 801 809 9425



National Teacher UVQG 2026

—Valerie Kreuger from Las Vegas, NV—

April 15, 2026 Trunk Show

April 16, 2026 Classes


Valerie Krueger, is a quilt teacher, pattern designer and a long arm quilter. She is the Author of FUN, FRIENDS & FAT QUARTERS – 12 QUILTS FROM 12 FAT QUARTERS brought to you by Primitive Gatherings.

Val is the designer of the MEET ME IN THE GARDEN STITCH-ALONG, featured on the You-tube channel “Stitch with Lisa Bongean”. Her patterns have been published in American Patchwork and

Quilting Magazine and you can often find her quilting credits in books and magazines. She teaches at the Christmas Goose quilt shop in Las Vegas.

Val is a highly sought after long-arm quilter and has professionally quilted for some of the very best in the quilting industry, including Lisa Bongean of Primitive Gatherings, Sherri McConnell of A Quilting Life, Pam Buda of Heartspun Quilts, Stacy West of Buttermilk Basin and Jan Vaine of The Graham Cracker Collection.

Valerie has been a popular teacher and Trunk Show presenter at past Cedar Chest Quilters’ Guild Annual Retreats. She is a skilled teacher, with the gifts of kindness and patience, that encourages quilters of all skill levels.



Val has been teaching quilting since the early years of her marriage, traveling with her Air Force husband to assignments in Texas, England, New Jersey, and Las Vegas, where they settled over 20 Years ago. They are the proud parents of 2 children and 2 darling grandchildren.

More Info on the National Teacher Class

Gather your Fat Quarters and border fabrics and join in for a fun day of piecing and tips to make the process so much fun!



For the quilt, you will need 12 coordinating FQs, and 1.25 yards of 2 different fabrics for borders and binding, and 4 yards

of backing Fabric. For the table runners and wall hanging, you will need 4 coordinating FQs, ½ yard for borders, and 1/3



yard for binding. For the backing you will need 1.25 yards for the runner and 1 yard for the wall hanging.




60x74



56x 17



30x30



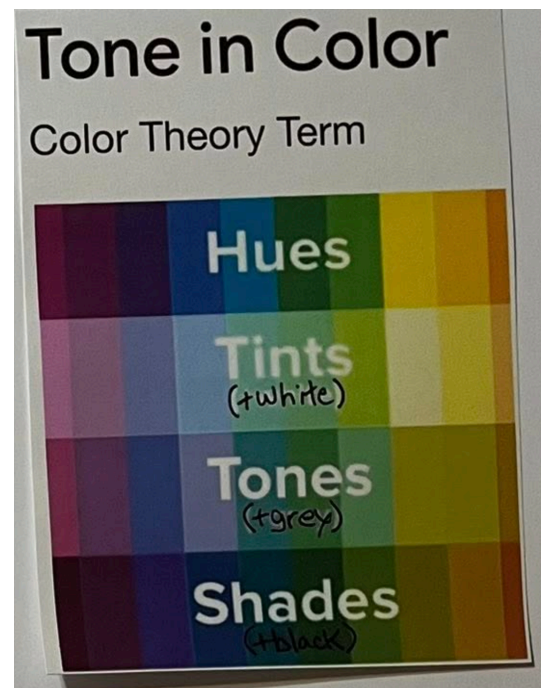
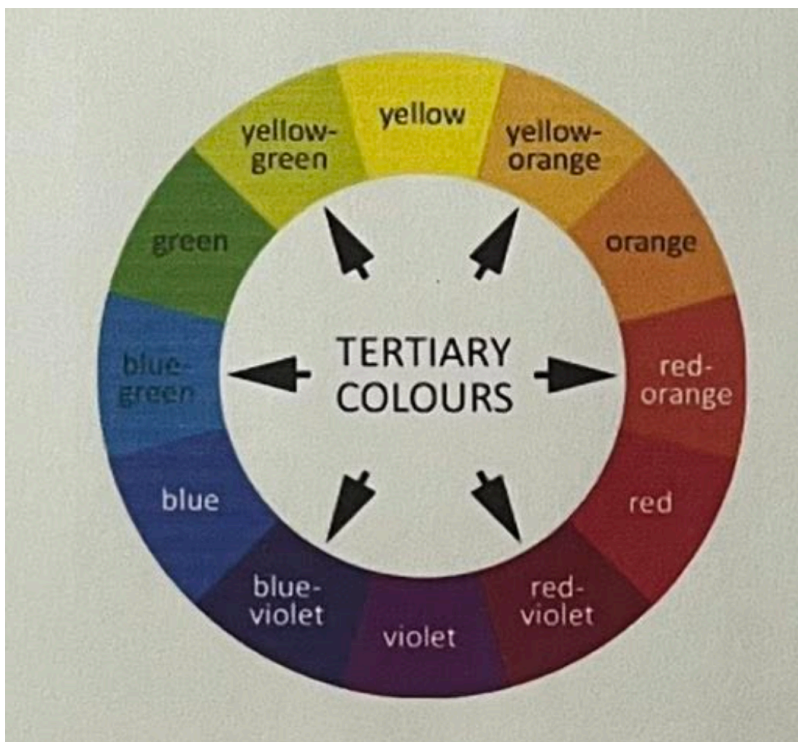
Hip! Hip! Hooray!!!
Spring Retreat is headed our way!
March 21, 2026 \$16.00
9:00-4:00
Sign up at the February Guild Meeting

**THAT NEW QUILT
YOU MADE IS
SOOOO COMFY ...**



President Elect Challenge: Color!

Not a requirement, if you would like to participate, due at our November meeting. Two prizes; one viewers choice, one judged, most creative use of color, within the rules. Quilt can be any size, but must be quilted and bound. Pick one color (in addition to primary colors I've included tertiary and gray and brown). The entire quilt must stay within the one color. But, I'm hoping you will use a wide range of your one color. If you are not sure, Google your color choice to see the range. If you look at my poster, if you pick gray, black is included in that range. If you pick brown, cream is included in that range. If you pick pink, the lightest pink to the darkest pink is included in that range. And I also wanted to include the tertiary colors. Blue/violet is a wide range from blue to purple, etc. By participating in this challenge I am hoping you will become more comfortable with picking colors and fabrics for your quilts. And your confidence will increase. Can't wait to see what you create!





Add a SPARK of Color

"Playing with Colors" • 54" x 54"

Colorful quilts with a 'wow' factor

by Cindy Grisdela

Color is one of the most powerful tools we have. It's often the first design component viewers see, and it draws them in to look at a quilt more closely—or sometimes causes them to keep moving when the color combination isn't appealing.

However, color is the design element many makers struggle with. Part of the problem? Color is very personal. Each of us sees color in a different way and we all have different histories with color in our lives. Maybe you

can't stand pink because your mom dressed you only in pink growing up. Or maybe you love green because it was your grandma's favorite color and you have fond memories of her.

2026 Many Hands...

UVQG Service Bee

*To promote the Art of Quilting through
educational and social means and to provide service.*

Feb. 2 Monday 10:30-2:00	Dave's Bernina	Sewing baby sized Flannel quilt tops
Feb 13 Friday 10-12	Stitching Hearts 90 S. Main Pleasant Grove	Helping with their projects
Feb 24 Tues 12-2	Sarah's House 249 E 3140 N. Provo	Prep for service day
Mar. 2 Monday 10:30-2:00	Dave's Bernina	Double flannel receiving blankets
March 13 Friday 10-12	Stitching Hearts 90 S. Main Pleasant Grove	Helping with their projects
March 18 Wednesday 9:30-3:00	Utah County Board of Health 151 S Univer.Ave, Provo	Guild Service day
April 6 Easter Monday 10:30-2:00	Dave's Bernina	Simple Strip quilts
April 10 Friday 10-12	Stitching Hearts 90 S. Main Pleasant Grove	Helping with their projects
May 2 Saturday 12-4?	Dave's Bernina	Jelly Roll Race! 18 spots
May 8 Friday 10-12	Stitching Hearts 90 S. Main Pleasant Grove	Helping with their projects
June 1 Monday 10:30-2:00	Dave's Bernina	Sewing Minky balls

Newsletter submissions for the Patchwords are due by the 25th of each month. Please send to Lana Osmun at Lana@Osmun.net

**Quilters who start
projects and never
finish them are
cooler than
quilters who never start
projects in
the first
place**

