



PATCHWORDS

Utah Valley Quilt Guild
www.uvqg.org

November 2017




Volume XXXV, No. 11

President's Message by Maureen Tuttle UVQG President

As my year as president of the guild comes to an end, it seems fitting that the last article I am assigned to write happens to coincide with the month of Thanksgiving. I am truly thankful for the opportunity to be a part of the guild, to meet new friends and become an admirer of many women in this guild who work tirelessly to advance the art and joy of quilting. Most of these women have more than enough going on in their personal lives to keep them extremely busy, and many have health issues and surgeries they are dealing with. But it seems like nothing will deter them from going above and beyond to make sure our activities and programs are successful. (Think sudden rain and wind lifting tents and dousing beautifully coiffed hair as the July Fair was ending. Or 250 completed charity quilts this year.) We are all at different stages of life and abilities, but I've found that all of you give in ways that you are able.


Thank you for your support and kind words as I stumbled and bumbled along with little experience but a great love for quilting and for all of you and the amazing ladies on the board this year who really did the heavy lifting and carried us with their experience, expertise and hard work. What a fabulous, growing experience it has been for me! The memories and friendships will stay with me forever!

And now I leave you with one more fun word of the day: **Proquiltinating**: *Working on quilts when you should be doing laundry, or dishes, or picking kids up from school, etc. etc. Try it – you'll like it!*



Vocabulary Word:
Proquiltinating:
working on quilts
when you should be
doing laundry, or dishes,
or picking kids up from
school.

Sewsleepless.blogspot.com



Inside this issue:

President's Message	1
UVQG Board Members	2
UVQG Mission Statement	2
Calendar and Notes	3
Support Local Quilt Shops	3
Tip– Quick Quilt Binding	3
October Meeting Recap	4
November Guild Meeting	4
Opinions Poem	4
Retreat Tips and Schedule	5
Retreat Schedule Cont.	6
Fall Retreat Pincushions	6
Pres. Elect Quilt Challenge	7
Ombre vs. Gradient	7
Board Members Needed	7
October Show and Tell	8-11
November Birthdays	12
Acronyms Used by Quilters	12
QuiltFest Lost & Found	13
Ad-Kate's Quilting Block	14
Classifieds	15

2017 UVQG Board Members

2

President:	Maureen Tuttle	801-592-1920	queentut1@comcast.net
President Elect:	Brenda Sommers	801-836-9563	brenda@homerealty.com
Past President:	Wanda Sump	801-602-4065	sumpfamily@gmail.com
Secretary:	RevaBeth Russell	801-489-5047	revabeth@gmail.com
Treasurer:	Annie Thayne	801-376-5530	thayne.annie@gmail.com
Membership:	Machelle Preston	801-362-6988	thecherrytreecottage@yahoo.com
Newsletter Emailing:	Judie Oler	801-234-9949	judieo2000@yahoo.com
Historian/Blog:	Angela Baxter	801-227-4182	angela.dawn.baxter@gmail.com
Librarian:	Jodie Banks	801-225-4620	jodie56banks@gmail.com
Librarian Assist:	Teresa Dewey	208-869-2139	mildewey@msn.com
Hospitality:	Becky Ghiz,	801-707-4307	rebecca.ghiz@gmail.com
	Annette Ghiz	801-910-7985	annettelghiz@gmail.com
Website:	Caisa Hess	801-704-9010	caisa@comcast.net
Newsletter Editor:	Kim McCloskey	801-319-5513	kim.mccloskey@mail.com
Newsletter Mailing:	Barbara Murdock	435-654-0656	heberbarb@gmail.com
Facebook:	Lynnette Rose	801-897-7355	doublerose2@msn.com
UQG Area Rep So.:	JoAnne Hawks	801-971-6817	hawks.joanne@gmail.com
UQG Area Rep No.:	AnnaRae McAllister	801-226-7966	annaraemca@gmail.com
Show & Tell:	Nancy Licari	801-400-4018	Oremgr8gdma@hotmail.com
Service Project:	Kathie Zobell	801-372-6260	kathieandsteve@gmail.com
	Karren Barley	801-226-3178	karrenbarley@gmail.com
Springville Show:	Shirley Olsen	801-224-3022	sloquiltandsew@yahoo.com
	Wanda Sump	801-602-4065	sumpfamily@gmail.com
	Karin Crawford	801-616-9229	karincrawford@gmail.com
Beekeeper:	Teresa Dewey	208-869-2139	mildewey@msn.com
Retreat Chair:	Davidene Zimmerman	801-368-3910	davidenez@gmail.com
Property Chair:	Lynnette Rose	801-897-7355	doublerose2@msn.com
Property Chair Assist:			
Special Projects:	Mary Killpack	801-791-1844	marykillpack@gmail.com
July Fair Chair:			
Assist:	Kimberly Lohner	801-319-5157	kglohner@gmail.com
Assist:	Debbie Neilsen	801-836-3959	quiltgarden74@yahoo.com

UVQG Mission Statement

"The Utah Valley Quilt Guild was established in 1982 to promote the Art of Quilting through educational and social means and to provide service."

* * * * *

We are always striving to improve and make the guild the best it can be, so if you have any comments or suggestions, please feel free to contact any member of the board

- **Nov 8-11** — Fall Retreat @ Midway
- **Nov 15** - Guild Meeting @ Orem Senior Center. Book sale and Pres. Elect Challenge Quilt Display
- **Dec 2-5** Festival of Trees—Quilt Block (Registration is due Nov 1 and quilts are turned in on Nov 4 and Nov 18, if you are interested in donating a quilt. Find more information on their website.)-
- **December**— No guild meeting
- **January 18** - First Guild Meeting of the new year @ Orem Senior Center. Meet the new President and her board, see the new challenge, bring your show and tell, and enjoy a presentation

UVQG AT-A-GLANCE:

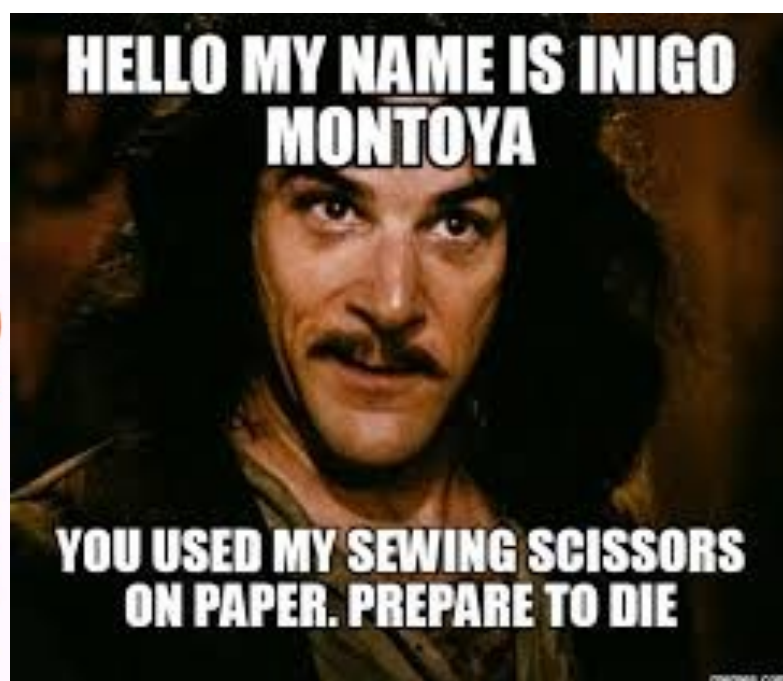

November 15, 2017

Guil Meeting

Where: Orem Senior Friendship Center
93 400 E, Orem

11:00am—Board Meeting

1:30apm—Guild Meeting



Tip Quick Quilt Binding

For quick quilt binding, first stitch binding to the back of the quilt. Then bring the folded edge to the front, and stitch in place using a decorative stitch.



Support Your Local Quilt Shop

- | | |
|--------------------------------------|----------------------------------|
| • American Quilting, Orem | • Nuttall's Sewing Center, AF |
| • The Sewing Basket, AF | • Harmony, Provo |
| • Cornwagon Quilt Co, Spr. | • My Sister's Quilts, Riverton |
| • Quilter's Lodge, Draper | • Gracie Lou's, Salem |
| • Quilts, Etc, Sandy | • Pine Needles, West Jordan |
| • Quilts on the Corner, Sandy | • Elaine's Quilt Block, SLC |
| • My Girlfriend's Quilt Shop, Midway | • Heartfelt Hobby & Craft, Sandy |
| • Fabric Mill, Orem | • Floyd and Lizzie's, W Jordan |
| • Davidene's Quilt Shop, PC | • Just Sew, Highland |
| • Dave's Bernina, Provo | |
| • Daines Cotton Shop, Provo | |

For those of you who weren't able to attend our October meeting with Bonnie Bryce, I wanted to pass on a few interesting things that Bonnie shared with us.

After taking a quilting class with Carol Hatch, who was the Utah Quilt Guild President at the time, Bonnie asked Carol how to start a quilting group. Carol said, "Just do it". So Bonnie "just did it", and aren't we all so glad?

Bonnie put an article in the newspaper for the first meeting, which was held at the Orem City Library with 19 members attending. After the first year the membership grew to around 200 and it has stayed high in numbers ever since. (We currently have 270 members.) Hortense Harward suggested having a hospitality table at each meeting, and along with her daughter and daughter-in-law (Marsha Harward of Corn Wagon Quilts fame), she did a fabulous hospitality table for over 20 years.

Sarah Hacken was the first Vice President of the guild, so she was the President in the second year. Both Sarah and Liz Fisher, the first program chairman of the guild, had been in quilt guilds in other places so they were wonderful resources as the meetings began. Mazey Buckley started the first newsletter and named it "Patchwords", which we are all still enjoying as we read this. 🖨

Bonnie says, "I couldn't have had a more wonderful first teacher than Carol. She was determined to teach us everything she knew about quilting and she knew a lot. Penny Stephenson was in that class with me."

November Guild Meeting

by Maureen Tuttle

In November we plan to fill your eyes with beautiful **color graded quilts** (yes, gradated is a real word), fill your tummies with sweet treats from **Shirley's bakery**, and fill your kind hands with a very **special gift** to thank you for all you do as a part of the guild. Your membership must be current to receive the gift, but if you're reading this, it probably is. However, we would love to share the sweet treats with everyone, member or guest! We will also have our **annual book sale**, **introduce the new board members** and have **show and tell**. It will be a jam-packed day of fun. Please join us for the last meeting of 2017!



OPINIONS Poem

We come from many backgrounds
With different points of view,
All important to their holders
Who stick to them like glue.
But leave a little leeway
For those who don't agree
With your dearly held opinions --
Starting in with me!

Jacquie Scuitto. aka The Muse <http://quiltmuse.blogspot.com/>

It's **TIME** for our **TIMELESS** retreat! The retreat committee is so excited and has nice things in store for you.

Things to know and bring:

1. Make sure your membership is current!
2. Bring a show and tell for Thursday after dinner.
3. Bring Secret Sister gifts if you are participating. (3 gifts about \$5 each)
4. Bring a nice quality pin cushion if participating in pin cushion exchange. Do not wrap it.
5. Bring your own projects and sewing supplies. No large irons allowed at your personal place. You may want a seat cushion and a lamp. Ironing and cutting stations will be setup for you to use.
6. Bring scraps to cut out your own tumbler or drunkard's path quilts on the Accuquilt Studio cutter.
7. Please don't wear perfume and be mindful of scented spray starch.
8. Dress in layers. The temperature in the Bernese Center is uneven, sometimes hot and some times cold. Control the temperature with your clothing. A jacket is recommended.
9. We were not charged the resort fee again this year, but you may use pool, etc., if desired.
10. A credit card on file is required at check in. Don't use a debit card as it ties up your funds.



Bernese Center Retreat Schedule: 6AM - 12PM (you may stay later than midnight)

Check in is after 3PM. The Wi-Fi password in the Bernese Center is: zermatt

If you arranged to arrive on Tuesday, you may setup at 6PM.

WEDNESDAY breakfast on your own

6AM Bernese Center open. If it's not open, tell the front desk. They don't want to unlock doors if no one is in there. Try to be setup by 10AM if possible

SS Remember your Secret Sister this morning. Please don't wait past dinner. Thank you.

10AM TIMELESS Welcome, Introduce Committee, Welcome Newbies!

Noon Lunch - Whole wheat turkey sandwich

2PM Tea towel apron demo - twill tape is \$2 for 2 yards. Then Accuquilt Studio cutter demo. You may use cutter any time during retreat.

6PM Dinner - Grilled beef sirloin

7PM Liz Laney Trunk Show

THURSDAY breakfast on your own

SS Remember your Secret Sister this morning. Please don't wait past dinner. Thank you.

Noon Lunch - Penne Pasta

2PM Marie Haws demo "My Best Friend Elmer's (glue)" kit is \$2 while supplies last.

6PM Dinner Roasted Airline Chicken

7PM Quilt Walk bring a quilt or project to share

THURSDAY (breakfast on your own)

SS Remember your Secret Sister this morning. Please don't wait past dinner. Thank you.

Noon Lunch - Penne Pasta

2PM Marie Haws demo "My Best Friend Elmer's (glue)" kit is \$2 while supplies last.

6PM Dinner - Roasted Airline Chicken

7PM Quilt Walk bring a quilt or project to share

FRIDAY (breakfast on your own)

SS Remember your Secret Sister this morning. Please don't wait past dinner. Thank you.

10AM Nancy Jones "Wacky Wool Pin Cushion" class You must have signed up before retreat to receive a kit. Davidene will be accepting payment for Nancy.

Pay Davidene to get checked off the list "as paid".

Noon Lunch - Caesar Salad

4PM Reveal yourself to your Secret Sister before dinner

6PM Dinner - Pan Roasted Salmon 10 people requested "no salmon" and will be served Grilled Pork Chop

8PM "TIMELESS Trivia" pin cushion exchange

SATURDAY (no meals served)

Friday at dinner, you will receive a \$4 bakery voucher good for Saturday only.

You may sew until 2PM

Room take down is 2-4PM

We hope your retreat is TIMELESS!

Fall Retreat—Pincushions

47 of you signed up to make a wool pin cushion with Nancy Jones at the retreat on Friday morning at 10 am. Each person will need to pay Nancy \$7.50 for the pin cushion and felting needle. Three have their own needles, so their cost will be \$6.00. Nancy will then take the pin cushions to her house and felt them by washing them in the washer and drying them. She will then bring all of them back to us to take home. So you will need to remember what yours looks like when Nancy takes them.

This is a lot of work for Nancy, and a lot of money, so we just wanted to remind everyone about the class and that we all need to pay her, even if you decide not to make it at retreat. Nancy also said she will bring extra needles in case you want to buy any more, or in case you break it like I did at one of her classes. The price of \$1.50 is a great deal as they normally sell for about \$5.00 each.

The tool that I really like is the Clover felting tool that has 5 needles in it. It works so much better for me than a single needle, but they are hard to find. JoAnn's has them on sale right now for about \$12.00, normally \$17.00. Just hard to find in a store. I saw one on Hobby Lobby site that looked okay too.

Any questions, please email me.

Barb Murdock **heberbarb@gmail.com**

This is it! The time has come! Your fabulous Color Gradated Quilts are DUE!!! Please bring them to the November meeting (November 15th) by 12:45 p.m. if possible so we can get them hung before the meeting starts. A sleeve is great, but not required. (By Coming early, you'll have time to shop at the Book Sale too!!) It is going to be gorgeous!!!! I will bring the fabulous prizes! Remember - if you would like them displayed at the Health and Justice Building in Provo for a couple of months, they will have to have a sleeve.

Ombré vs. Gradient

According to Merriam-Webster's Dictionary, ombré (with the accent) is defined as, "having colors or tones that shade into each other—used especially of fabrics in which the color is graduated from light to dark." We can think of ombré as starting with a pure color, maybe blue, that subtly becomes darker and darker until it turns into navy.



Gradation in art is a visual technique of gradually transitioning from one **colour** hue to another, or from one shade to another, or one texture to another. If you saw the sunrise this morning, or the sunset last night, you saw an example of color gradient

2018 UVQG BOARD MEMBERS NEEDED

I am running out of openings! You won't want to miss our fabulous board party luncheon in early December - so be sure to let me know ASAP if you're interested in joining us! We still need:

1. **A Historian/Blog person** - Angela will teach you everything you need to know to do the simple blog posts. It's just taking pictures and putting them on the blog each month.

2. **Show and Tell person** - Just be there each month that we have a regular meeting and organize the descriptions people write about their quilts and type them up and send them to the Historian to put on the blog and the Patchwords editor to put them in our newsletter.

We also have a few assistant positions:

Assistant Service Day Person - Our Service Day Person is great, and just needs a little help. Help with our service day in February - super fun! You will mostly be busy at the beginning of the year, then just help continue to take in charity quilts.

Library Helpers 2-3 . Our librarian is very organized. Just get out the small boxes of library books, help check out books and put them away at the end of the meeting)

#1 Debbie Parker...Apples picnic quilt with large applique apples...



#2...Jeanee Stewart...Study in Grey...My grandson wanted a black and gray quilt. He is 13 years old. I altered the pattern and did not hand applique the small squares in the middle...



#3 Lisa Dunn...Treasures and Heirlooms...I found the embroidered blocks at the July Quilt Fair yard sale... Thank you to who ever donated them. The doilies were crocheted by my mother in-law and grandmother.



- ☐ Single
- ☐ Married
- ☐ In A Relationship
- ☐ It's Complicated
- ☒ In The Studio



#4 Lisa Dunn...A Heritage of Handwork...I had a collection of handwork; pillow cases, table cloths, dish towels, etc. that were made by relatives. Rather than keeping them in my linen closet I used them in a quilt. Now it hangs on my wall where I can see it everyday.



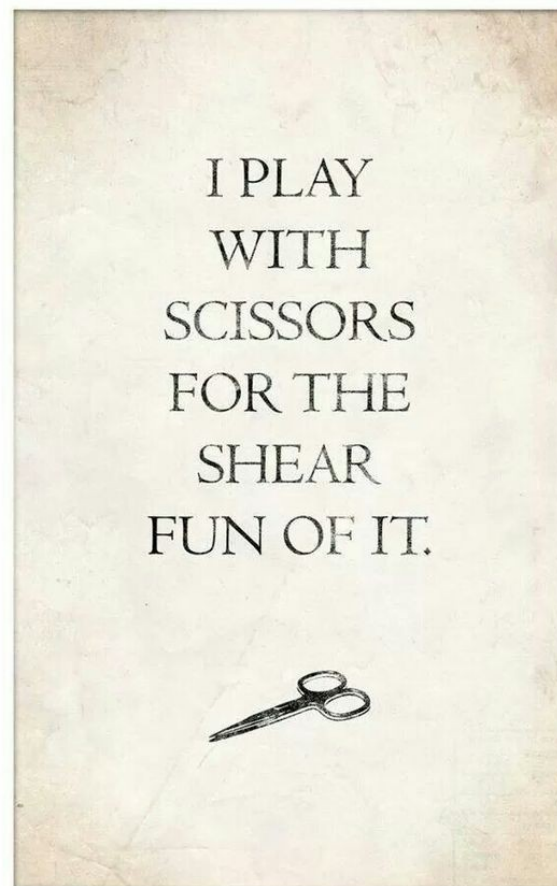
#5 Judie Oler...Moda Bake Shop Boots...Granddaughter quilt for going off to college at Montana State. She picked the pattern and I used a Ginny Byer collection I had. To make it bigger I added 1/2" triangles with log cabins. The quilt was quilted by Kim Peterson which made at



#6 Mary Snow...Small Quilt...



#7 Mary Snow...Across the Spectrum...Queen Size Quilt...



#8...Angela Palmer...Country Cat...I made this quilt for my daughter. I used scraps from her sewing class. She loves cats...The top was put in a box when I moved and I just found it. I took it to my neighbor Virginia Gore to quilt it. Now she is a big girl and will finally get it for Christmas.



#9 Mary Snow...Y W recognition Quilt for my granddaughter



#10 Margaret Gray...Baskets of Love & Grace...Presented to me after the death of my husband. Made by members of Chapter Z.P.E.O. Barb Walsh, Audrey Bailey, Kim Johnson...Quilted by Carole Lifferth...



#11...Cathy Brand...Lemonade Stand...I really loved this for the colors...



#12..Cathy Brand...Saturday sampler...House



NOVEMBER

Birthday Party

Jill Cox

Susie Johnson

Susan Proctor

Annette Crain

Megan Macfarlane

Leslie Randle

Merlene Crapo

Diane Marsh

Karlene Riggs

Linda Dodge

Shirley Olson

Lynette Rose

Judy Dudley

Sharla Patterson

Collen Welch

Linda Jensen

Catherine Payne

Acronyms Used By Quilters

- BOM = Block of the Month
- DSM = Domestic Sewing Machine
- FART = Fabric Acquisition Road Trip
- FOB = Fear of Binding (thanks, KayEllen!)
- FQ = Fat Quarter
- HIPS = Hundreds of Ideas Piling Skyward (thanks, Mavis!)
- HST = Half-Square Triangle
- LAQ = Long Arm Quilter
- LQS = Local Quilt Shop
- MAQ = Mid-Arm Quilter
- PhD = Projects half Done
- PIGS = Projects in Grocery Sacks
- SABLE = Stash Accumulation Beyond Life Expectancy
- STASH = Special Treasures All Secretly Hidden
- TOT = Tone-on-Tone
- UFO = UnFinished Object
- WHIMM = Works Hidden In My Mind
- WIP = Work In Progress
- WISP = Work In Slow Progress
- WOF = Width of Fabric
- WOMBAT = Waste of Money, Batting, and Time
- WOW = White On White



IRON MAN
You're doing it right.

**Quilters know
when to hold 'em
and when to fold
'em.**

Handi
Quilter
Designed by a Quilter, for Quilters.



The following items were found at Quiltfest 2017. If they belong to you, please contact me, Karen Olson, UQG property person at [801-362-1365](tel:801-362-1365) (leave message).

- 18 x 24 Olfa cutting mat found in youth classroom
- hard white plastic sewing machine cover
- Willowbay 4X gray sweater vest
- Apparatus (brand) green shirt jacket
- Mossimo (brand) black large jacket
- 10x5x10 salmon floral fabric covered box
- Marti Michell diagonal set triangle ruler
- black umbrella with wooden handle
- ½" green plastic headed screw
- 45mm Olfa rotary cutter
- drink mug with bear pictures on
- C&T Publication coupon
- Foster Grant blue +2.50 glasses
- dark gray lazer pointer
- wood handled Kwik Klip with initials EMW
- red & black pen attached to red retractable clip & red carabener

The following items are from Quiltfest 2016

- 1 quart Measure-Right mixing container
- Leatherman Skeletool
- pair of Blue Shield sunglasses
- 2011 Quiltfest pin "A Symphony of Colors"
- 2008 Quiltfest pin "Pieceful Paradise"
- Qmadix phone charger
- "Hearts & Vines" wool kit
- small ceramic Christmas boot
- 1" wide metal sewing machine presser foot
- gray round rubber piece with the number 56 on it
- scissors- large pair with blue handles, small pair with hot pink/black handles

The following items are from Quiltfest 2015

- small 4 x 5" - 2" deep basket
- xlarge black hooded jacket with Yellowstone embroidered on front

I still have the following items from Quiltfest 2014.

- black rubber ½" round from machine bottom
- AQS pin
- from the Mad Dash class – Black & Decker Travel Pro iron



Machine Quilting - Monogramming - Machine Binding

**This Fall get your projects finished faster
with our services of**

**Machine Quilting & Binding
Monogramming
Custom Memory Quilts**

**Located at: 1734 E Blackhawk Dr.
Pleasant Grove, UT**

Phone: 801-796-1533

Hours :

Sat. 10:00 am - 3:00 pm

Mon., Wed., & Fri. by appointment

10% OFF Batting purchase
with your Machine Quilting order
of \$30.00 or more.

One coupon per customer. No cash value. Must present coupon at time of order. Expires 11/30/17



Looking for help with a **baby quilt project** using blocks from an old quilt. The old quilt was made by my great grandmother for my dad when he was a baby and is damaged. There are six embroidered animals blocks from the quilt that I would like to use to make a new baby quilt to hang in our nursery for when our baby is born in January. I will pay someone to help me make the new quilt because it is special enough to be hung up and not just sitting in the closet collecting dust. If you are interested, please contact **Whitney Petrich** at [435-319-4527](tel:435-319-4527) or **Angela Baxter** at [801-227-4182](tel:801-227-4182).

The Patchwords Newsletter is published eleven times a year (Jan—Nov) and mailed or emailed to current members of the Utah Valley Quilt Guild.

Current Membership: 270

The Utah Valley Quilt Guild was established in 1982 as a chapter of the Utah Quilt Guild. It is a non-profit organization dedicated to promoting the art of quilting through educational and social means and to provide service to the community.

The Utah Valley Quilt Guild meetings are held on the 3rd Wednesday of the month (except Dec.) at: **OREM SENIOR CENTER**

93 NORTH 400 EAST, OREM, UTAH.



**I CAN'T CLEAN
MY CRAFT ROOM
BECAUSE I GET
DISTRACTED
BY ALL THE GOOD
STUFF I FIND
AGAIN.**

sizzix.com

Utah Valley Quilt Guild

Website * Blog * Facebook Page

Can't get enough of Utah Valley Quilt Guild information? You can find up-to-the-minute news on our website at www.uvqg.org, see more photos and details at our blog at uvqg.blogspot.com, or join in the conversation on our Facebook page at www.facebook.com/groups/uvqg.org/

Membership dues for the Utah Valley Quilt Guild are \$15 / year. Benefits include participation in monthly meetings, free entry to forums, checking out books from the Library, and discounts to many local quilting & fabric shops. Send dues to:

Judie Olsen, Membership Chair

Utah Valley Quilt Guild

918 W. Prairie Dog Way

Saratoga Spring, Utah 84045

email judieo2000@yahoo.com

or 801- 234-9949

Classified Ads in Patchwords are free for members. These ads will run for two consecutive months unless otherwise notified.

Advertising for business purposes is available at the following monthly rates:

1/4 Page Ad: \$10.00 1/2 Page Ad: \$20.00

Whole Page Ad: \$40

(UVQG Members receive a 20% discount)

Quilt Stands and other quilting supplies are available to rent from UVQG. Contact one of our Property Chairpersons for more info.

Send any correspondence, comments, articles, and ads to:

Kim McCloskey – Newsletter Editor


PatchwordsEditor@gmail.com

Deadline for next issue: December 15, 2017



Utah Valley Quilt Guild

Chapter: Utah Quilt Guild
1364 South 1270 East
Spanish Fork, Utah 84660



Postmaster: Contains Time-sensitive material.

Please deliver before November 15