



PATCHWORDS

Utah Valley Quilt Guild
www.uvqg.org

March 2018



Volume XXXV1, No. 3

President's Message by Brenda Sommers UVQG President

I recently returned from a trip to visit family in Minnesota and Wisconsin, we drove between the states and passed several barns with giant quilt blocks on them. (It made my heart go pitter-patter). Wow – nothing like wearing your heart on your sleeve! These ladies are serious about their love of quilting and letting everyone know about it.

Do people know you're a quilter? I have a bumper sticker on the back window of my car, proclaiming my love of quilting – but honestly, I wonder do most people notice? I certainly notice all things quilty – bumper stickers, license plate frames, etc. It makes me smile when I see such evidence of quilting love!

When I started quilting in my early 40's my kids gave me some grief, they threatened dire consequences if I began to wear "quilted" clothes – like vests and dresses. My daughter still refers to the quilt retreat as my "Grandma Convention" – BUT, she too, is a quilter now, when she comes to visit in the summer she is up late making quilts from my stash, she usually makes 4-5 each summer. All of my kids love their quilts and request more – especially now that some live in Minnesota and Wisconsin!

When I was in my 30's I was invited on more than one occasion to take a quilt class or join a neighborhood quilt group. I was aghast! Why would I cut up fabric into little pieces and sew it back together??? I hated sewing! My mother made me learn when I was a teenager, forcing me to sew an article of clothing each month. (I was the queen of sewing sleeves on upside down.) As a young married, I would sometimes sew up some crooked valances (no rotary cutters) and do some colorful cursing while doing so.

Why do I LOVE quilting so much now? I can't explain it, but I know I am not alone. I treasure the friendships I have made and continue to make as I am on this beautiful quilting journey through life, I see my cabinet full of quilts and it makes me feel content. I see the quilts I have made in the homes of my family and friends and I am warmed. I don't even mind the threads trailing from all of my pants and sweaters. Why do YOU love quilting?

Inside this issue:

President's Message	1
UVQG Board Members	2
Calendar and Notes	3
UVQG at a glance	3
UVQG Mission Statement	3
Guild Meeting Reminder	3
Holiday Quilters	3
February Service Day Recap	4
Spring Mini Retreat	4
Library Notes	4
April National Teacher Info	5
July Quilt Fair	6
Searching for a recipe maker	6
Springville Quilt Show	7
Fall Quilt Retreat	7
Pres-Elect Quilt Challenge	8
Staff for 2019	8
Storage Unit Info	9
Westminster Fabric Alert	9
Quilt Design Tip	9
Service Day Memories	10-11
Crossword Puzzle	12
Service Day Recipe	13
Jenny Doan	13
March Birthdays	14
March Recipe	14
Classifieds	15

2018 UVQG Board Members

2

President:	Brenda Sommers	801-836-9563	brenda@homerealty.com
President Elect:	Elise Larsen	801-369-1318	elise.larsen@comcast.net
Past President:	Maureen Tuttle	801-592-1920	queentut1@comcast.net
Secretary:	RevaBeth Russell	801-489-5047	revabeth@gmail.com
Treasurer:	Annie Thayne	801-376-5530	thayne.annie@gmail.com
Programs:	Jill Cox	801-368-1662	quiltb4clean@gmail.com
Membership:	Judie Oler	801-234-9949	judieo2000@yahoo.com
Historian/Blog:	Michelle Naert	407-468-9766	mnaert@gmail.com
Librarian:	Jodie Banks	801-225-4620	jodie56banks@gmail.com
Hospitality:	Becky Ghiz	801-707-4307	rebecca.ghiz@gmail.com
	Annette Ghiz	801-910-7985	annettelghiz@gmail.com
Website:	Caisa Hess	801-704-9010	caisa@comcast.net
Newsletter Editor:	Kim McCloskey	801-319-5513	patchwordseditor@gmail.com
Newsletter Mailing:	Barb Murdock	435-671-0263	heberbarb@gmail.com
Facebook:	Lynette Rose	801-897-7355	doublerose2@msn.com
UQG Area Rep So.:	JoAnne Hawks	801-971-6817	hawks.joanne@gmail.com
UQG Area Rep No.:	AnnaRae McAllister	801-226-7966	annaraemca@gmail.com
Show & Tell:	Charlene Lawrence	801-369-2601	charlene@blkdojos.com
Service Project:	Karren Barley	801-226-3178	karrenbarley@gmail.com
Springville Show:	Karin Crawford	801-616-9229	karincrawford@gmail.com
	Maureen Tuttle	801-592-1920	queentut1@comcast.net
	Krisanne Watkins	801-310-0234	kw.amongfriends@gmail.com
Beekeeper:	Debra Davenport	801-360-3710	matsumoose03@yahoo.com
Spring Retreat:	Wanda Sump	801-602-4065	sumpfamily@gmail.com
Fall Retreat Chair:	Barb Murdock	435-671-0263	heberbarb@gmail.com
Property Chair:	Lynette Rose	801-897-7355	doublerose2@msn.com
July Fair Chair:	Lisa Dunn	801-234-0202	lisabdunn@hotmail.com
UQG Fest Basket:	Maureen Tuttle	801-592-1920	queentut1@comcast.net
Assistant Librarians:	Christi Stone, Tricia Tolton, Mary Snow		

- **Mar 17**— UVQG Mini Spring Retreat @ Jake's Senior Center at 242 W 200 S, Pleasant Grove. 9:30am-4pm
- **Mar 21**— Guild Meeting @ Orem Senior Center. 1:30pm.
- **Apr 17**— National Teacher Workshop@ Jacob's Senior Center at 242 W 200 S, PG 9:00am
- **Apr 18**— Guild Meeting and Trunk Show @ Orem Senior Center 1:30pm
- **Jan 20— Apr 13**— Vintage Quilt Show @ Brigham City Museum of Art and History
- **May 1—5**—UQSM @ South Towne Expo Center, SLC
- **July 18**— July Quilt Fair @ Noah's Event Center, Lindon

UVQG AT-A-GLANCE:

March 21, 2017

Guild Meeting

Where: Orem Senior Center

11:00 am - Board Meeting

1:30 am —Guild Meeting

March 27th, 2018 from 9 am to 3 pm

at the Huntsman Education center portion of the LDS Hospital in Salt Lake City. All those who love an old fashioned quilting bee, hand piecing or machine piecing and lots of fun. Lunch is served and the quilts we make are auctioned off to benefit a new research program that will be able to predict earlier notice of breast cancer through a blood test. We meet every 4th Thursday of the month and love lots of new people. We are known as the Holiday Quilters, better know as Holiday Quilt Show and Auction.

Guild Meeting Reminder by Jill Cox



Please bring **2 1/2" x wof strips** to guild meetings to donate.


Any amount is appreciated. These will be used for a program later in the year.

Thanks!

UVQG Mission Statement

"The Utah Valley Quilt Guild was established in 1982 to promote the Art of Quilting through educational and social means and to provide service."

We are always striving to improve and make the guild the best it can be, so if you have any comments or suggestions, please feel free to contact any member of the board



February Service Day Recap — Kathie Zobell

4

Thank you. Thank you. Thank you.

Between the donations and the quilts finished at Service Day we were able to complete 72 quilts for Baby Your Baby, 22 receiving blankets for Welcome Baby, 3 twin quilts for the Refugee Center, and 3 crib quilts. These were beautiful quilts which will brighten the homes of the recipients. Many more kits were taken home to complete. We still have more kits which will be available at the March meeting to be taken home and completed. We had a lot of material and yarn donated and are very grateful for all the help everyone gave to this worthy cause.



UVQG Spring Mini Retreat

March 17, 2018

\$5

The first 13 to sign up to get a treat!!

Sign up UVQG Wednesday 1:30pm meeting Jan/Feb/Mar mini-classes, door prizes, fun, fun, fun and get things done.

Bring your projects, supplies and potluck for lunch.

Rolls & beverage provided.


Questions? Contact Wanda Sump at 801-602-4065

9:30-4:00 pm

Jakes Senior Center

242 W 200 S

Pleasant Grove




Library by Jodie Banks

I hope you enjoyed having your books for an extra month due to our service day! Please remember to return your library books at our March meeting. Many of us have our UVQG membership fall due in March. Please remember that your dues must be current to check out library books :)

I am always open to your suggestions for new books to add to our library. Everyone's quilting style and ability levels vary and I would love to add your favorite book to our library. Just write the title and author of the book on the form that is always at the library check out table.

We have one new book this month. It is "The Big Book of Civil War Quilts". It has 58 patterns using reproduction fabrics. There are mini sizes up to bed quilt sizes included. I have never made a quilt using Civil War era fabrics, but looking through this book inspired me to get on the bandwagon!



NATIONAL TEACHERS!!



SASSAFRAS LANE DESIGNS



Workshop on April 17TH (Tues.)

9:00 – 3:30

Jacob's Sr. Center, Pleasant Grove



DIAMONDS ARE FOREVER

These patterns are great for any skill level! It is a modern take on the Log Cabin quilt only with a diamond shape. The blocks in Diamond Alley, Diamond Detour and Mini Diamond Detour are constructed in the same manner. The Diamond Alley has larger diamonds and sashing while the Diamond Detour has smaller diamonds and solid setting diamonds. The Mini Diamond Detour is a miniature version of the Diamond Detour. Pick one pattern and join us! Class goers will learn how to handle bias edges and put together a quilt on point in this fun workshop. There will be a pot luck lunch and more fun than you can imagine!

\$55 for all-day class + pattern purchase @ 20% discount

Only 13 spots left – sign up on March 21st at guild meeting or contact Maureen Tuttle today!! Queentut1@comcast.net or 801-592-1920

Patterns available now!

The Sassafra Lane gals will also present a fabulous, free trunk show at our regular guild meeting on Wednesday, April 18th at 1:30 p.m. at the Orem Senior Friendship Center.

July Quilt Fair by Lisa Dunn

Mark your calendars for our upcoming July Quilt Fair. It will be held on Wednesday July 18th at Noah's event center in Lindon. We are so excited to be able to use this beautiful venue. A full day of quilty fun is being planned. We will have classes, bake sale, vendors mall, silent auction, garage sale and food trucks. There will also be a quilt show. Members of our guild will be able to enter one quilt each. Viewers choice prizes will be awarded.



Searching for a Recipe Maker



One of the members made Harry Potter's favorite dessert,

Treacle Tart

and shared it at our February Service Day, and it was yummy. There are recipes online, but we think it would be fun to credit the person who made it. If you brought this alliterative delicacy, or know who did, please let us know who you are and share the recipe with our newsletter editor, so that it can be published in the next newsletter. It was delicious!!!!!!

Contact Kim McCloskey at:

patchwordseditor@gmail.com or 801-319-5513



Announcing the **45th Annual Utah Quilt Show at the Springville Museum of Art.**

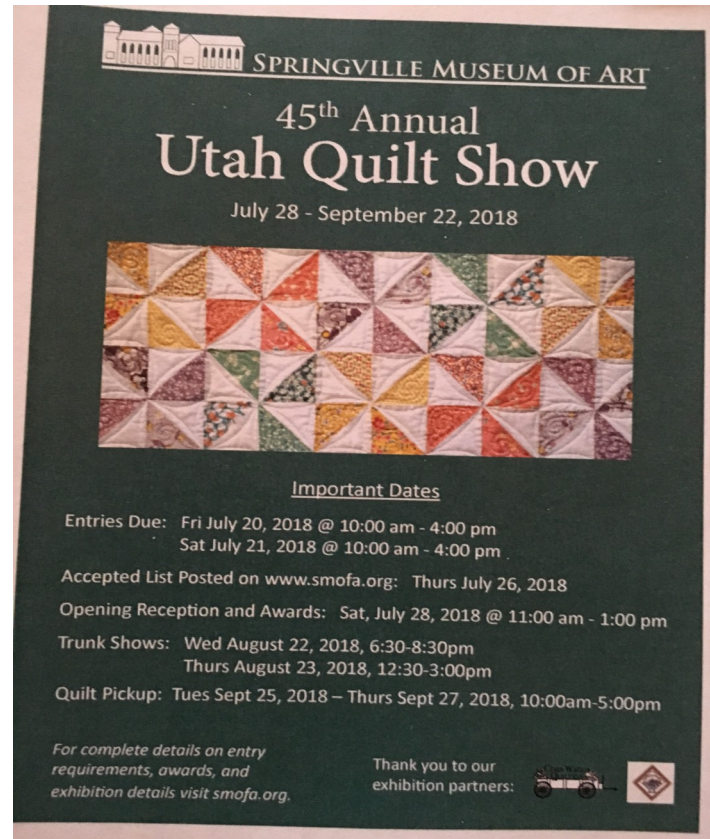
The show begins on **July 28** and ends **September 22**, 2018.

Important dates: Entries due Friday, July 20 10 to 4 and Saturday, July 21 10 to 4. You may enter 2 quilts. \$16.00 per quilt.

Trunk Shows: Wednesday, August 22, 6:30 to 8:30 pm and Thursday, August 23 12:30 to 3:00pm

Please get your quilts ready to show! All the quilts in the HUE Challenge would be great. Or any other you would like to show. Remember, the judging will be for hanging quilts so a sleeve is needed (specified by the SMOA).

Any questions, contact Karin Crawford 801-616-9229



Fall Quilt Retreat by Barbara Murdock

Are you as excited as I am about signing up for the fall retreat at the Zermatt? The dates are November 7-10. Registration will begin about April 2, 2018, when we email everyone a registration form. This will be separate from the Patchwords Newsletter that will come out about the same time. We will also put the form on the website that you can print. If you only get a hard copy of the newsletter, you can still print a copy from the web or pick up a form at the April meeting. Prices will increase slightly this year due to the fact that the hotel increased our room rates and food prices.

"So Many More Friends", that is what it is all about! Any questions or concerns, please email me, Barb Murdock at heberbarb@gmail.com



MARCH on. Do not tarry. To go forward is to move toward perfection.

MARCH on, and fear not the thorns, or the sharp stones on life's path.

Khalil Gibran

TREAT
YOURSELF

BELIEVE
in
your
SELFIE

■ Elise Larsen, President Elect

**I WAS
CREATED
TO
CREATE.**

- ALBERT EINSTEIN

Hello from the UVQG storage unit.



It's located at AA Alpine Storage in Lindon (426 N 200 W). This is where we store all of the guilds "STUFF". Which includes: quilt stands, cutting mats, irons, ironing boards, and various other sun-dry items that belong to the Guild. You have to be a member of the Guild to check out to obtain and use these items. All guild members are welcome to check these items out FREE of charge as long as long your event is a charity event (not for profit). If not for a Charity event then the Quilt stands are \$3 per day per stand and \$20 for cutting mats, irons and ironing boards (no charge for pickup day or drop off day).

All you need to reserve the rental of these items is contact Lynnette Rose at (801) 897-7355. I will meet you there upon pickup and return.

Westminster Fibers by Barb Murdock

By now, many of you have heard that Coats (Coats and Clark) has dropped Westminster Fibers, which includes Kaffe Fassett, Amy Butler and Tula Pink, fabric lines among others. This is not a rumor, it is true. I have seen the letter and also received this info from a quilt store today. If you are needing this fabric, get it now. Not sure what will happen to these designers or the reps and whoever else. Some stores, I have heard, are raising their prices on some of this fabric. Not good news. Just wanted to let everyone know.



Quilt Design Tip by Kim McCloskey

Do you use a scanner for business, genealogy or scrapbooking?

Have you ever considered it as a design tool for quilting?

"When I find a design element I want to remember—an embroidered motif, a quilt patch I admire, etc.—I copy it using a scanner. The design is reproduced in its original size, but I can also enlarge or reduce the image using the scanner. If the design involves overlapping, intersecting, or seamed pieces, I make multiple copies as needed to create a pattern for each element (I add seam allowances). The "pattern" pieces fit back together perfectly."

— Effat Maher, Victoria, BC, Canada (from <http://www.threadsmagazine.com>)

A hand-held or desktop scanner could also be used for:

- Scanning a family photo for a portrait art quilt
- Scanning fabric at the store to match colors and patterns
- Importing scanned fabrics into Electric Quilt Software
- Scanning antique blocks or embroidery
- Using PhotoStitch or other embroidery design programs

* Note— You must get permission to use copyrighted designs

So, get out there and repurpose that underused scanner as a new quilt design tool!









UVQG

Quilter's Crossword



Across

3. fabric addicts have a large one
5. sewing fabric together to form a block
8. designs cut into a plastic template
9. cutter with a round, sharp blade
12. fabric shapes sewn onto a background
14. line where two pieces of fabric are joined
15. thin strips attached to the border
17. free motion, in-the-ditch, straightline
18. long stitches used to secure layers

Down

1. squaring up a block or quilt top
2. 80/20, cotton, wool, & bamboo
4. manufactured finished edge of fabric
6. small block that joins sashing
7. lightly setting an iron on fabric
10. protective covering for your finger
11. cut at a 45 degree angle
13. embroidery technique where pictures are "drawn" on fabric
16. arrangement of blocks in a quilt
18. the bottom layer of a quilt

Service Day Recipe

Pickled Carrots – Diane Carn

(These are sometimes called Copper Pennies)

4 cups Carrots sliced into 1/4-inch rounds
or baby carrots (cooked tender crisp)

1 purple onion (in round slices)

1 green pepper (cut julienne style)

Sauce

1 can tomato soup

3/4 cup vinegar

3/4 cup sugar

1/2 cup oil

1 teaspoon prepared mustard

1 teaspoon Worcestershire sauce

1 teaspoon salt

1 teaspoon pepper

1. Mix sauce well

2. Pour sauce over cooked carrots (tender crisp) and other vegetables

3. Refrigerate 12 hours or up to two weeks

4. Drain and serve



Jenny Doan, from Missouri Star Quilt Company, will be coming to Utah in May. She is going to be presenting two, two hour trunk shows, one on May 4 at 7 pm at the Skyridge High School in Lehi and one on Saturday at 10 am at the same school. The theme is "What Happens If?". With just a few simple flips and turns, Jenny will show you how to work magic with quilt blocks. You'll even meet Ron, Jenny's husband. He has been quilting and can't wait to show you his creations! After the trunk show, stick around for a meet and greet and shop your favorite Missouri Star tools and patterns in their pop-up shop. In addition to the trunk show, you'll also receive an awesome swag bag with some exclusive merchandise.

Also, if you bring your ticket stub from this event to the USQM Quilt Show, the same weekend, and buy a ticket at the door, you will get \$5.00 off your entrance fee to the USQM. Trunk show tickets are \$50.00. To purchase a ticket and to reserve your seat, go to one of the following web-sites:

<https://www.eventbrite.com/e/jenny/on-the-road-trunk-show-1-lehi-utah-tickets-42367389001>

<https://www.eventbrite.com/e/jenny/on-the-road-trunk-show-2-lehi-utah-tickets-42391010654>

Cross word Answers

n	Across	:	Down
3.	stash		1. blocking
5.	piecing		2. batting
8.	stencil		4. selvage
9.	rotary		6. cornerstone
12.	applique		7. pressing
14.	seam		10. thimble
15.	binding		11. bias
17.	quilting		13. redwork
18.	basting		16. setting
			18. backing

March Birthdays

14

Ranee Barney

Diane Blythe

Margaret Cooper

Debra Davenport

Sherry Ellsworth

Leslie Farnsworth

Carol Ford

Kathy Gardner

Joan Gray

Dorothy Gross

Kendra Hall

Michelle Hansen

JoAnne Hawks

Kay Johnson

Sheri Kowallis

Alyssa Lovell

Karen Martindale

Debbie Naylor

Karen Olson

Kathy Porter

Kathy Russell

Karen Shepherd

Mary Ann Shoff

Maureen Tuttle

Amber Wolf

Cheri Wright

Sarah Yorgason

Lorna Zimmermar



*Happy
Birthday!*

MARCH RECIPE

SWEETHEARTS – Maureen Tuttle

These cupcakes are called "Sweethearts". The recipe came from my grandma along with this story: My great-grandmother was getting ready to go to a Valentine's Day party when her "beau" dropped by. He asked her to not go to the party, but to stay and spend time with him that evening. She decided to miss the party, so they stayed home and she baked him these special cupcakes. She was glad she made that decision to miss the party because he proposed to her that night. They lived happily ever after.



My grandma gave me this recipe when I got married (Feb. 25th) to make each Valentine's Day before our anniversary. I hope you enjoy them!

Make a basic pie crust and roll out and cut one round to fit in the greased bottom of each hole of a 12- cupcake pan, or put in the bottom of 12 cupcake liners. Put 1/2 tsp. raspberry jam in center of uncooked pie crust round. Mix a white cake mix according to directions on package and fill the 12 cupcake tins. Bake according to directions and cool completely. Frost with any pink frosting (I made cream cheese frosting tinted pink), sprinkle with coconut and top with a whole or half maraschino cherry. (My great grandmother didn't have cake mixes, so these are easier for us today than they were for her.)

For Sale: I have two TUTTOs bags for sale. One will hold the Bernina 830 sewing/embroidery machine and the other one holds the embroidery module, hoops, and notions (26"). There is room in both bags for your sewing tools, projects, threads, etc. They are like new, color is red, folds closed at 3 inches and has wheels and a pull handle. They list for \$430. I am asking \$350 or best offer. They are great for travel, very sturdy and made of 840 Denier Nylon. Please e-mail me, Dorothy Gross at catgros@aol.com or call 801-262-1189.

Nancy Hamilton is looking for someone that would be willing to come to her home and privately teach her to use her Gammell machine. She has a significant pain condition that has left her unable to travel any long distance to participate in classes outside her home. She has a gorgeous top of the line Gammell and the computerized Statler Stitcher sitting idle in her quilting room.

She would be more than happy to pay for this extraordinary service. She lives in Springville.

If you are interested or know anyone that may be interested, please have them contact her at (801) 310-5129.

**"Helping
you quilt
is just so
exhausting."**



NewQuilters.com
Photo by Dana, Flickr

Utah Valley Quilt Guild

Website * Blog * Facebook Page

Can't get enough of Utah Valley Quilt Guild information? You can find up-to-the-minute news on our website at www.uvqg.org, see more photos and details at our blog at uvqg.blogspot.com, or join in the

The Patchwords Newsletter is published eleven times a year (Jan—Nov) and mailed or emailed to current members of the Utah Valley Quilt Guild.

Current Membership: 260

The Utah Valley Quilt Guild was established in 1982 as a chapter of the Utah Quilt Guild. It is a non-profit organization dedicated to promoting the art of quilting through educational and social means and to provide service to the community.

The Utah Valley Quilt Guild meetings are held on the 3rd Wednesday of the month (except Dec.)

at: **OREM SENIOR CENTER**

93 NORTH 400 EAST, OREM, UTAH.

Membership dues for the Utah Valley Quilt Guild are \$15/year for emailed Patchwords and \$25/year if you want it mailed to you. Benefits include participation in monthly meetings, free entry to forums, checking out books from the Library, and discounts to many local quilting & fabric shops. If you are past due with membership fees you will be given a one-month grace period. After that you will not receive the Patchwords until you pay your dues. Send dues to:

Judie Oler, Membership Chair, Utah Valley Quilt Guild

918 W. Prairie Dog Way Saratoga Spring, Utah 84045

email: judio2000@yahoo.com or call 801- 234-9949

Classified Ads in Patchwords are free for members. These ads will run for two consecutive months unless otherwise notified.

Advertising for business purposes is available at the following monthly rates:

1/4 Page Ad: \$10.00 1/2 Page Ad: \$20.00

Whole Page Ad: \$40

(UVQG Members receive a 20% discount)

Quilt Stands and other quilting supplies are available to rent from UVQG. Contact one of our Property Chairpersons for more info.

Send any correspondence, comments, articles, and ads to:


Kim McCloskey – Newsletter Editor

PatchwordsEditor@gmail.com

Deadline for next issue: March 15, 2017



Utah Valley Quilt Guild
Chapter: Utah Quilt Guild
918 W Prairie Dog Way, Saratoga Springs, UT 84045



Postmaster: Contains time-sensitive material.

Please deliver before March 15